

QUEENSBOROUGH COMMUNITY COLLEGE
STUDENT ACTIVITY ASSOCIATION

Financial Statements and
Supplementary Information

June 30, 2016 and 2015

(With Independent Auditors' Report Thereon)

QUEENSBOROUGH COMMUNITY COLLEGE
STUDENT ACTIVITY ASSOCIATION

Table of Contents

	<u>Page</u>
Independent Auditors' Report	1 - 2
Management's Discussion and Analysis	3 - 7
Financial Statements:	
Statements of Net Position	8
Statements of Revenue, Expenses and Changes in Net Position	9
Statements of Cash Flows	10
Notes to Financial Statements	11 - 17

* * * * *

INDEPENDENT AUDITORS' REPORT

The Board of Directors
Queensborough Community College
Student Activity Association:

Report on the Financial Statements

We have audited the accompanying financial statements of Queensborough Community College Student Activity Association (the Association) as of and for the years ended June 30, 2016 and 2015, and the related notes to financial statements, which collectively comprise the Association's financial statements as listed in the table of contents.

Management's Responsibility for the Financial Statements

Management is responsible for the preparation and fair presentation of these financial statements in accordance with accounting principles generally accepted in the United States of America; this includes the design, implementation, and maintenance of internal control relevant to the preparation and fair presentation of financial statements that are free from material misstatement, whether due to fraud or error.

Auditor's Responsibility

Our responsibility is to express an opinion on these financial statements based on our audits. We conducted our audits in accordance with auditing standards generally accepted in the United States of America. Those standards require that we plan and perform the audit to obtain reasonable assurance about whether the financial statements are free from material misstatement.

An audit involves performing procedures to obtain audit evidence about the amounts and disclosures in the financial statements. The procedures selected depend on the auditor's judgment, including the assessment of the risks of material misstatement of the financial statements, whether due to fraud or error. In making those risk assessments, the auditor considers internal control relevant to the Association's preparation and fair presentation of the financial statements in order to design audit procedures that are appropriate in the circumstances, but not for the purpose of expressing an opinion on the effectiveness of the Association's internal control. Accordingly, we express no such opinion. An audit also includes evaluating the appropriateness of accounting policies used and the reasonableness of significant accounting estimates made by management, as well as evaluating the overall presentation of the financial statements.

We believe that the audit evidence we have obtained is sufficient and appropriate to provide a basis for our audit opinion.

Opinion

In our opinion, the financial statements referred to above present fairly, in all material respects, the net position of Queensborough Community College Student Activity Association as of June 30, 2016 and 2015, and the respective changes in financial position and cash flows for the years then ended, in accordance with accounting principles generally accepted in the United States of America.

Other Matter

Required Supplementary Information

Accounting principles generally accepted in the United States of America require that the management's discussion and analysis on pages 3 through 7 be presented to supplement the basic financial statements. Such information, although not a part of the basic financial statements, is required by the Governmental Accounting Standards Board, who considers it to be an essential part of financial reporting for placing the basic financial statements in an appropriate operational, economic, or historical context. We have applied certain limited procedures to the required supplementary information in accordance with auditing standards generally accepted in the United States of America, which consisted of inquiries of management about the methods of preparing the information and comparing the information for consistency with management's responses to our inquiries, the basic financial statements, and other knowledge we obtained during our audit of the basic financial statements. We do not express an opinion or provide any assurance on the information because the limited procedures do not provide us with sufficient evidence to express an opinion or provide any assurance.

Toski & Co., CPAs, P.C.

Williamsville, New York
September 26, 2016

QUEENSBOROUGH COMMUNITY COLLEGE
STUDENT ACTIVITY ASSOCIATION

Management's Discussion and Analysis

June 30, 2016 and 2015

The intent of management's discussion and analysis (MD&A) is to provide readers with a comprehensive overview of the Queensborough Community College Student Activity Association's (the Association) financial position as of June 30, 2016, and changes in its net position for the year then ended. Since this MD&A is designed to focus on current activities, resulting changes, and currently known facts, it should be read in conjunction with the accompanying audited financial statements and related notes.

Financial Highlights

- The Association's net position decreased by \$29,342 or 6%.
- Operating revenue increased by \$157,228 or 11%.
- Operating expenses increased by \$149,624 or 10%.

Financial Position

The Association's net position, the difference between assets and liabilities, are one way to measure the Association's financial health or financial position. Over time, increases and decreases in the Association's net position are one indicator of whether its financial health is improving.

Statements of Net Position

The following summarizes the Association's assets, liabilities and net position as of June 30, 2016 and 2015, under the accrual basis of accounting:

	<u>2016</u>	<u>2015</u>	<u>Dollar change</u>	<u>Percent change</u>
Assets:				
Current assets	\$ 494,595	520,519	(25,924)	(5%)
Noncurrent assets - capital assets	<u>190,195</u>	<u>219,385</u>	<u>(29,190)</u>	(13%)
Total assets	<u>684,790</u>	<u>739,904</u>	<u>(55,114)</u>	(7%)
Liabilities	<u>213,155</u>	<u>238,927</u>	<u>(25,772)</u>	(11%)
Net position:				
Net investment in capital assets	190,195	219,385	(29,190)	(13%)
Unrestricted	<u>281,440</u>	<u>281,592</u>	<u>(152)</u>	(1%)
Total net position	\$ <u>471,635</u>	<u>500,977</u>	<u>(29,342)</u>	(6%)

QUEENSBOROUGH COMMUNITY COLLEGE
STUDENT ACTIVITY ASSOCIATION

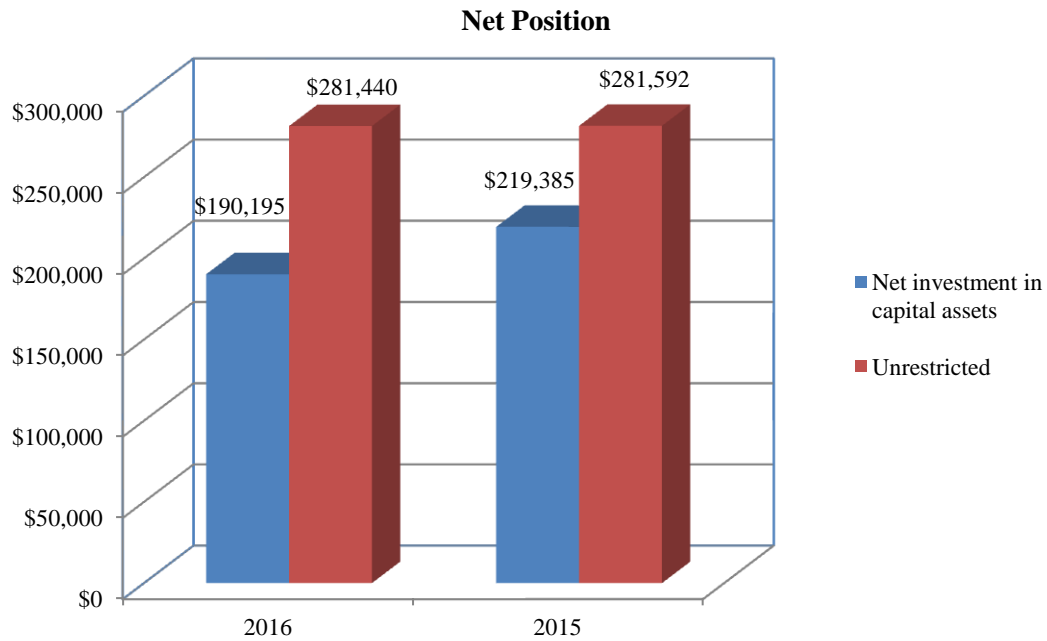
Management's Discussion and Analysis, Continued

At June 30, 2016, the Association's total assets decreased by \$55,114 or 7%, compared to the previous year. This variance was mainly due to a decrease in capital assets of \$29,190 primarily as a result of normal yearly depreciation. There was also a decrease of \$25,924 in current asset mainly due to a drop of \$157,300 in prepaid expenses which is partially offset by an increase of \$91,488 in cash and \$39,888 in accounts receivable.

At June 30, 2016, the Association's total current liabilities decreased by \$25,772 or 11%, compared to the previous year. This variance was mainly due to a decrease of \$62,317 in accounts payable and accrued liabilities. The decrease was partially offset by an increase of \$36,545 in unearned revenue.

There were no other significant or unexpected changes in the Association's assets and liabilities.

The following illustrates the Association's net position at June 30, 2016 and 2015 by category:



QUEENSBOROUGH COMMUNITY COLLEGE
STUDENT ACTIVITY ASSOCIATION

Management's Discussion and Analysis, Continued

Statements of Revenue, Expenses and Changes in Net Position

The statements of revenue, expenses and changes in net position present the operating results of the Association, as well as non-operating revenue and expenses, if any. The major components of revenue and expenses for the years ended June 30, 2016 and 2015 are as follows:

Revenue

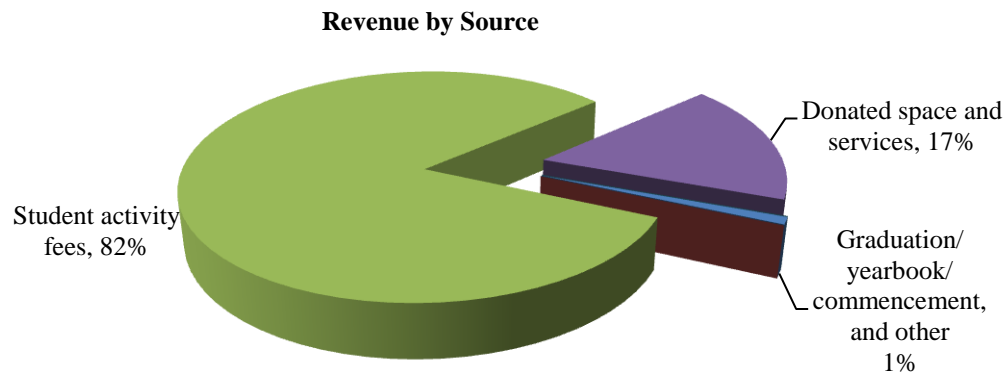
	<u>2016</u>	<u>2015</u>	<u>Dollar change</u>	<u>Percent change</u>
Operating revenue:				
Student activity fees	\$ 1,303,593	1,146,985	156,608	14%
Donated space and services	277,935	275,270	2,665	1%
Graduation/yearbook/ commencement	<u>1,725</u>	<u>3,770</u>	<u>(2,045)</u>	(54%)
Total revenue	\$ <u>1,583,253</u>	<u>1,426,025</u>	<u>157,228</u>	11%

The Association's total revenue for the year ended June 30, 2016 was \$1,583,253, an increase of \$157,228 or 11%, compared to the previous year primarily due to an increase in student activity fees.

Student activity fees represented approximately 82% of total revenue and, accordingly, the Association is dependent upon this level of support to carry out its operations.

There were no other significant or unexpected changes in the Association's revenue.

The following illustrates the Association's revenue, by source, for the year ended June 30, 2016:



**QUEENSBOROUGH COMMUNITY COLLEGE
STUDENT ACTIVITY ASSOCIATION**

Management's Discussion and Analysis, Continued

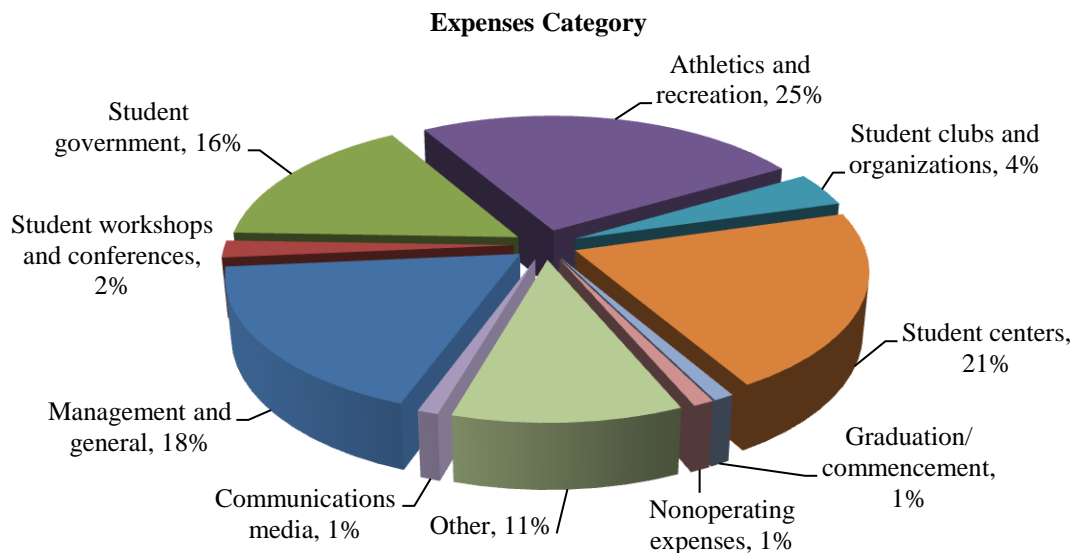
Expenses

	<u>2016</u>	<u>2015</u>	<u>Dollar change</u>	<u>Percent change</u>
Operating expenses:				
Student government	\$ 261,377	245,506	15,871	6%
Athletics and recreation	397,992	343,280	54,712	16%
Student workshops and conferences	37,690	42,666	(4,976)	(12%)
Graduation/commencement	17,702	15,660	2,042	13%
Student clubs and organizations	65,980	54,176	11,804	22%
Student centers	347,342	259,849	87,493	34%
Communications media	8,589	9,960	(1,371)	(14%)
Other	172,381	146,067	26,314	18%
Management and general	<u>284,292</u>	<u>326,557</u>	<u>(42,265)</u>	(13%)
Total operating expenses	1,593,345	1,443,721	149,624	10%
Nonoperating expenses - other	<u>19,250</u>	<u>35,812</u>	<u>(16,562)</u>	(46%)
Total expenses	\$ <u>1,612,595</u>	<u>1,479,533</u>	<u>133,062</u>	9%

Total expenses for the year ended June 30, 2016 were \$1,612,595, an increase of \$133,062 or 9%, compared to the previous year. The increased spending was primarily due to an increase of \$87,493 in student center spending as a result of an increase in part-time salaries for the writing center. There was also an increase of \$54,712 in athletic and recreation spending due to an increase in purchase of athletic equipment and part-time salaries. These increases were partially offset by a decrease in management and general spending of \$42,265 attributable to the one-time library project expense in 2015.

There were no other significant or unexpected changes in the Association's expenses.

The following illustrates the Association's expenses, by category, for the year ended June 30, 2016:



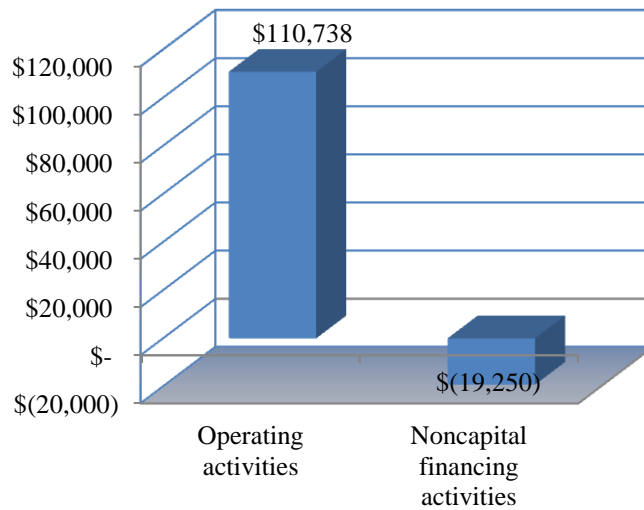
QUEENSBOROUGH COMMUNITY COLLEGE
STUDENT ACTIVITY ASSOCIATION

Management's Discussion and Analysis, Continued

Cash Flows

The statements of cash flows provide information about cash receipts and cash payments during the year. This statement assists users to assess the Association's ability to generate net cash flows, meet its obligations as they come due, and its dependency on external financing. The following summarizes the Association's cash flows for the year ended June 30, 2016:

Cash Flows



Economic Factors That May Affect the Future

There are no known economic factors that may influence the future, with the exception of student enrollment, which directly relates to the amount of revenue earned, as well as related expenses incurred.

QUEENSBOROUGH COMMUNITY COLLEGE
STUDENT ACTIVITY ASSOCIATION
Statements of Net Position
June 30, 2016 and 2015

<u>Assets</u>	<u>2016</u>	<u>2015</u>
Current assets:		
Cash and equivalents	\$ 101,542	10,054
Accounts receivable	220,302	180,414
Prepaid expenses and other assets	<u>172,751</u>	<u>330,051</u>
Total current assets	494,595	520,519
Noncurrent assets - capital assets, net	<u>190,195</u>	<u>219,385</u>
Total assets	<u>684,790</u>	<u>739,904</u>
<u>Liabilities</u>		
Current liabilities:		
Accounts payable and accrued expenses	19,794	82,111
Unearned revenue	<u>193,361</u>	<u>156,816</u>
Total current liabilities	<u>213,155</u>	<u>238,927</u>
<u>Net position</u>		
Net investment in capital assets	190,195	219,385
Unrestricted	<u>281,440</u>	<u>281,592</u>
Total net position	<u>\$ 471,635</u>	<u>500,977</u>

See accompanying notes to financial statements.

QUEENSBOROUGH COMMUNITY COLLEGE
STUDENT ACTIVITY ASSOCIATION
Statements of Revenue, Expenses and Changes in Net Position
Years ended June 30, 2016 and 2015

	<u>2016</u>	<u>2015</u>
Operating revenue:		
Student activity fees	\$ 1,303,593	1,146,985
Donated space and services	277,935	275,270
Graduation/yearbook/commencement	<u>1,725</u>	<u>3,770</u>
Total operating revenue	<u>1,583,253</u>	<u>1,426,025</u>
Operating expenses:		
Student government	261,377	245,506
Athletics and recreation	397,992	343,280
Student workshops and conferences	37,690	42,666
Graduation/commencement	17,702	15,660
Student clubs and organizations	65,980	54,176
Student centers	347,342	259,849
Communications media	8,589	9,960
Other	172,381	146,067
Management and general	<u>284,292</u>	<u>326,557</u>
Total operating expenses	<u>1,593,345</u>	<u>1,443,721</u>
Loss from operations	(10,092)	(17,696)
Nonoperating expenses - other	<u>(19,250)</u>	<u>(35,812)</u>
Decrease in net position	(29,342)	(53,508)
Net position at beginning of year	<u>500,977</u>	<u>554,485</u>
Net position at end of year	<u>\$ 471,635</u>	<u>500,977</u>

See accompanying notes to financial statements.

QUEENSBOROUGH COMMUNITY COLLEGE
STUDENT ACTIVITY ASSOCIATION
Statements of Cash Flows
Years ended June 30, 2016 and 2015

	<u>2016</u>	<u>2015</u>
Cash flows from operating activities:		
Cash receipts from:		
Student activity fees	\$ 1,300,250	1,124,537
Other	1,725	3,770
Cash payments to/for:		
Employees' salaries and benefits	(545,118)	(536,471)
Vendors	<u>(646,119)</u>	<u>(643,035)</u>
Net cash provided by (used in) operating activities	110,738	(51,199)
Cash flows from noncapital financing activities - other	(19,250)	(35,812)
Cash flows from capital and related financing activities - purchase of capital assets	<u>-</u>	<u>(96,553)</u>
Net increase (decrease) in cash and equivalents	91,488	(183,564)
Cash and equivalents at beginning of year	<u>10,054</u>	<u>193,618</u>
Cash and equivalents at end of year	<u>\$ 101,542</u>	<u>10,054</u>
Reconciliation of loss from operations to net cash provided by (used in) operating activities:		
Loss from operations	(10,092)	(17,696)
Adjustments to reconcile loss from operations to net cash provided by (used in) operating activities:		
Depreciation	29,190	38,570
Changes in:		
Accounts receivable	(39,888)	(53,741)
Prepaid expenses and other assets	157,300	(110,193)
Accounts payable and accrued expenses	(62,317)	60,568
Unearned revenue	<u>36,545</u>	<u>31,293</u>
Net cash provided by (used in) operating activities	<u>\$ 110,738</u>	<u>(51,199)</u>
Supplemental schedule of cash flow information:		
Donated space and services revenue	<u>\$ 277,935</u>	<u>275,270</u>
Donated office space	4,300	4,686
Donated professional services	<u>273,635</u>	<u>270,584</u>
	<u>\$ 277,935</u>	<u>275,270</u>

See accompanying notes to financial statements.

QUEENSBOROUGH COMMUNITY COLLEGE
STUDENT ACTIVITY ASSOCIATION

Notes to Financial Statements

June 30, 2016 and 2015

(1) Nature of Organization

The Queensborough Community College Student Activity Association (the Association) is a nonprofit entity created for the principal purpose of developing and cultivating educational, social, cultural, and recreational activities among students of Queensborough Community College (the College) of the City University of New York (CUNY or the University). The Association's revenue is derived primarily from student activity fees levied by a resolution of the Board of Directors of the University and collected by the College on the Association's behalf.

(2) Summary of Significant Accounting Policies

(a) Basis of Accounting

The Association's accounting policies conform to accounting principles generally accepted in the United States of America (GAAP) and applicable Governmental Accounting Standards Board (GASB) pronouncements.

For financial reporting purposes, the Association is considered to be a special-purpose entity engaged only in business-type activities. GASB defines business-type activities as activities financed in whole or in part by fees charged to external parties for goods or services. Accordingly, the accompanying financial statements have been prepared using the economic resources measurement focus and the accrual basis of accounting in accordance with GAAP, as prescribed by GASB. For financial reporting purposes, the Association is also considered to be a discretely presented component unit of the University, as defined by GASB.

(b) Accounting Pronouncements

The significant GASB standards followed by the Association are summarized below:

- GASB Statement No. 63 - "Financial Reporting of Deferred Outflows of Resources, Deferred Inflows of Resources and Net Position." This Statement amends the net asset reporting requirements in Statement No. 34 - "Basic Financial Statements - and Management's Discussion and Analysis - for State and Local Governments" and other pronouncements by incorporating deferred outflows of resources and deferred inflows of resources into the definitions of the required components of the residual measure and by renaming that measure as net position, rather than net assets.
- GASB Statement No. 65 - "Items Previously Reported as Assets and Liabilities." This Statement established accounting and financial reporting standards that reclassify, as deferred outflows of resources or deferred inflows of resources, certain items that were previously reported as assets and liabilities and recognizes as outflows of resources or inflows of resources, certain items that were previously reported as assets or liabilities.

QUEENSBOROUGH COMMUNITY COLLEGE
STUDENT ACTIVITY ASSOCIATION

Notes to Financial Statements, Continued

(2) Summary of Significant Accounting Policies, Continued

(b) Accounting Pronouncements, Continued

- GASB Statement No. 72 - “Fair Value Measurement and Application” provides guidance regarding accounting and financial reporting related to fair value measures of certain investments. The requirements of this Statement are effective for periods beginning after June 15, 2015. For the Association, this Statement became effective for the fiscal year beginning July 1, 2015.
- GASB Statement No. 79 - “Certain External Investment Pools and Pool Participants.” This Statement, issued in December 2015, addresses the accounting and financial reporting for certain external investment pools and pool participants. It establishes the criteria for an external investment pool to qualify for making the election to measure all of its investments at amortized cost for financial reporting purposes. The provisions of this Statement are effective for financial statements for years beginning after June 15, 2015, except for certain provisions on portfolio quality, custodial credit risk and shadow pricing. For the Association, this Statement became effective for the fiscal year beginning July 1, 2015.

(c) Net Position

The Association’s resources are classified into the following net position categories:

Net investment in capital assets - Capital assets, net of accumulated depreciation and outstanding principal balances of debt, if any, attributable to the acquisition, construction, or improvement of those assets.

Restricted - non-expendable - Net position subject to externally imposed stipulations requiring the Association to maintain them in perpetuity.

Restricted - expendable - Net position whose use is subject to externally imposed stipulations that can be fulfilled by the actions of the Association or the passage of time.

Unrestricted - All other net position, including net position designated by actions, if any, of the Association’s Board of Directors.

At June 30, 2016, the Association had no restricted net position.

(d) Cash and Equivalents

Cash and equivalents are comprised of highly liquid instruments with original maturities of 90 days or less.

(e) Accounts Receivable

Accounts receivable are charged to bad debt expense when they are determined to be uncollectible based upon a periodic review of the accounts by management. Accounting principles generally accepted in the United States of America require that the allowance method be used to recognize bad debts; however, the effect of using the direct write-off method is not materially different from the results that would have been obtained under the allowance method.

QUEENSBOROUGH COMMUNITY COLLEGE
STUDENT ACTIVITY ASSOCIATION

Notes to Financial Statements, Continued

(2) Summary of Significant Accounting Policies, Continued

(f) Capital Assets

Capital assets are stated at cost at the date of acquisition or fair value at the date of contribution, if donated. In accordance with the Association's capital asset policy, capital assets are defined as any asset with a useful life of at least two years and a cost or value at the time of receipt of \$1,000 or more for computer hardware and \$5,000 or more for all other assets. Depreciation is computed using the straight-line method over the estimated useful life of the asset and is not allocated to the functional expense categories. The estimated useful life of furniture and equipment and improvements is five years.

(g) Revenue Recognition

Student activity fees are recognized in the period earned. Student activity fees collected prior to year-end, if any, relating to the summer and fall semesters of the subsequent year, are recorded as unearned revenue.

(h) Donated Space and Services

The Association operates on the campus of the College and, as such, utilizes office space and certain services made available to it. The cost savings associated with any such arrangements are reflected in the accompanying financial statements (note 4).

(i) Functional Expenses

The costs of providing the various programs and other activities have been summarized on a functional basis in the statements of revenue, expenses and changes in net position. Accordingly, certain costs have been allocated among the programs and supporting services benefited.

(j) Use of Estimates

The preparation of financial statements in accordance with GAAP requires management to make estimates and judgments that affect the reported amounts of assets and liabilities and disclosures of contingent assets and liabilities at the date of the financial statements and the reported amounts of revenue and expenses during the reporting period. Actual results could differ from those estimates.

(k) Subsequent Events

The Association has evaluated subsequent events through the date of the report which is the date the financial statements were available to be issued.

QUEENSBOROUGH COMMUNITY COLLEGE
STUDENT ACTIVITY ASSOCIATION

Notes to Financial Statements, Continued

(2) Summary of Significant Accounting Policies, Continued

(1) Income Taxes

The Association is exempt from income taxes under Section 501(c)(3) of the Internal Revenue Code (the Code), therefore, no provision for income taxes is reflected in the financial statements. The Association has been classified as a publicly supported organization that is not a private foundation under Section 509(a) of the Code. The Association presently discloses or recognizes income tax positions based on management's estimate of whether it is reasonably possible or probable that a liability has been incurred for unrecognized income taxes. Management has concluded that the Association has taken no uncertain tax positions that require adjustment in its financial statements. U.S. Forms 990 filed by the Association are subject to examination by taxing authorities.

(3) Cash and Equivalents

Custodial credit risk of deposits is the risk that the Association's deposits may not be returned in the event of a bank failure. At June 30, 2016, none of the Association's bank balance of \$132,249 was exposed to custodial credit risk. The Association does not have a deposit policy.

(4) Donated Space and Services

The Association is allowed free use of certain facilities provided by the College. The estimated fair value of the donated space which is used solely by the various student organizations amounted to \$4,300 and \$4,686 for the years ended June 30, 2016 and 2015, respectively. Additionally, certain professional services were provided by the College and amounted to \$273,635 and \$270,584 for the years ended June 30, 2016 and 2015, respectively. These donated space and services are included in both revenue and expenses in the accompanying statements of revenue, expenses and changes in net position. The fair values of facilities which are shared between the Association and other College entities, such as gymnasiums and other athletic space, are not recorded in the accompanying financial statements, as neither the College nor the Association has a clearly measurable or objective basis for determining, such amounts.

QUEENSBOROUGH COMMUNITY COLLEGE
STUDENT ACTIVITY ASSOCIATION

Notes to Financial Statements, Continued

(5) Capital Assets

At June 30, 2016 and 2015, capital assets consisted of the following:

	2016			
	Beginning balance	Additions	Disposals	Ending balance
Furniture and equipment	\$ 128,145	-	-	128,145
Improvements - science building	232,485	-	-	232,485
Improvements - gymnasium	132,700	-	-	132,700
Improvements - library building	109,846	-	-	109,846
Improvements - student union	28,154	-	-	28,154
Tables and chairs - library	<u>27,741</u>	<u>-</u>	<u>-</u>	<u>27,741</u>
	659,071	-	-	659,071
Less accumulated depreciation	<u>(439,686)</u>	<u>(29,190)</u>	<u>-</u>	<u>(468,876)</u>
Capital assets, net	<u>\$ 219,385</u>	<u>(29,190)</u>	<u>-</u>	<u>190,195</u>
	2015			
	Beginning balance	Additions	Disposals	Ending balance
Furniture and equipment	\$ 86,315	41,830	-	128,145
Improvements - science building	232,485	-	-	232,485
Improvements - gymnasium	132,700	-	-	132,700
Improvements - library building	55,123	54,723	-	109,846
Improvements - student union	28,154	-	-	28,154
Tables and chairs - library	<u>27,741</u>	<u>-</u>	<u>-</u>	<u>27,741</u>
	562,518	96,553	-	659,071
Less accumulated depreciation	<u>(401,116)</u>	<u>(38,570)</u>	<u>-</u>	<u>(439,686)</u>
Capital assets, net	<u>\$ 161,402</u>	<u>57,983</u>	<u>-</u>	<u>219,385</u>

(6) Related Party Transactions

The Association entered into transactions with the Research Foundation of The City University of New York and certain other College entities related to reimbursement for payroll, healthcare and other fringe benefits provided to the Association. During the years ended June 30, 2016 and 2015, the Association paid the Research Foundation and other College entities \$161,956 and \$161,404, respectively, for these costs which covered administrative employees.

QUEENSBOROUGH COMMUNITY COLLEGE
STUDENT ACTIVITY ASSOCIATION

Notes to Financial Statements, Continued

(7) Accounting Standards Issued But Not Yet Implemented

GASB Statement No. 77 - "Tax Abatement Disclosures," is intended to improve financial reporting by providing users with information regarding the nature and magnitude of tax abatements, which is currently not required to be reported. The requirements of this Statement are effective for periods beginning after December 15, 2015, which is the fiscal year beginning July 1, 2016 for the Association. This Statement is not expected to have an effect on the financial statements of the Association.

GASB Statement No. 78 - "Pensions Provided Through Certain Multiple-Employer Defined Benefit Pension Plans." This Statement, issued in December 2015 amends GASB Statement No. 68 to exclude pensions provided to employees of state or local governmental employers through a cost-sharing multiple-employer defined benefit pension plan that (1) is not a state or local governmental pension plan, (2) is used to provide defined benefit pensions both to employees of state or local governmental employers, and (3) has no predominant state or local governmental employer (either individually or collectively with other state or local governmental employers that provide pensions through the pension plan). This Statement establishes requirements for recognition and measurement of pension expense, expenditures, and liabilities; note disclosures; and required supplementary information for pensions that have the characteristics described above. The provisions of this Statement are effective for financial statements for years beginning after December 15, 2015, which is the fiscal year beginning July 1, 2016 for the Association. This Statement is not expected to have an effect on the financial statements of the Association.

GASB Statement No. 80 - "Blending Requirements for Certain Component Units - an Amendment of GASB Statement No. 14." This Statement, issued in January 2016, amends the blending requirements for the financial statement presentation of component units of all state and local governments. It requires blending of a component unit incorporated as a not-for-profit corporation in which the primary government is the sole corporate member. The provisions of this Statement are effective for financial statements for years beginning after June 15, 2016, which is the fiscal year beginning July 1, 2016 for the Association. This Statement is not expected to have an effect on the financial statements of the Association.

GASB Statement No. 81 - "Irrevocable Split-Interest Agreements." This Statement, issued in March 2016, establishes accounting and reporting standards for irrevocable split-interest agreements with characteristics that are equivalent to irrevocable split-interest agreements in which a donor irrevocably transfers resources to an intermediary who administers these resources for the unconditional benefit of a government and at least one other beneficiary. The provisions of this Statement are effective for financial statements for years beginning after December 15, 2016. For the Association, this Statement becomes effective for the fiscal year beginning July 1, 2017. This Statement is not expected to have an effect on the financial statements of the Association.

QUEENSBOROUGH COMMUNITY COLLEGE
STUDENT ACTIVITY ASSOCIATION

Notes to Financial Statements, Continued

(7) Accounting Standards Issued But Not Yet Implemented, Continued

GASB Statement No. 82 - "Pension Issues - an Amendment of GASB Statements No. 67, No. 68, and No. 73." This Statement, issued in March 2016, addresses issues regarding (1) the presentation of payroll-related measures in required supplementary information, (2) the selection of assumptions and the treatment of deviations from the guidance in an Actuarial Standard of Practice for financial reporting purposes, and (3) the classification of payments made by employers to satisfy employee (plan member) contribution requirements. The requirements of this Statement are effective for reporting periods beginning after June 15, 2016, which is the fiscal year beginning July 1, 2016 for the Association, except for the requirements of this Statement for the selection of assumptions in a circumstance in which an employer's pension liability is measured as of a date other than the employer's most recent fiscal year-end. In that circumstance, the requirements for the selection of assumptions are effective for that employer in the first reporting period in which the measurement date of the pension liability is on or after June 15, 2017, which is the fiscal year beginning July 1, 2017 for the Association. This Statement is not expected to have an effect on the financial statements of the Association.