

QUEENSBOROUGH COMMUNITY COLLEGE

Program Review Data Packet

Science for Forensics (SF-A.S.)

Office of Institutional Research and Assessment

11/6/2014

Table of Contents

A. Enrollment and Student Profile

Student Profile & Headcount

- 1 Headcount by Part-time/Full-time Status and FTE
- 2 Gender and Age
- 3 Ethnicity Imputed (IPEDS count)
- 4 Language Spoken at Home
- 5 Student Admit Type (e.g. first-time freshmen, advanced transfer)
- 6 Freshmen and Sophomore: Percent of Total Enrollment
- 7 Transfer and Retention Rate

Student Preparedness

- 8 College Admission Average (CAA): High School GPA of First-time Freshmen
- 9 Placement Test Results

B. Institutional Effectiveness

Remedial vs Non Remedial

- 1 Remedial vs Non Remedial Enrollment
- 2 Remedial Course Grades
- 3 Non-remedial Course Grades

Graduation and Retention Rates

- 4 One-Year Retention Rates (First-time Full-time Fall Cohort)
- 5 Three-Year Retention & Graduation Rates (First-time Full-time Fall Cohort)
- 6 Four-Year Retention & Graduation Rates (First-time Full-time Fall Cohort)
- 7 Six-Year Retention & Graduation Rates (First-time Full-time Fall Cohort)
- 8 Degrees Awarded
- 9 Transfer Rates and College Destinations

C. Courses and Curriculum

Courses by Supporting Departments: Historical Trends 2008-2013

- 1 Required Courses -- Average Grades: Fall

Grade Point Average

- 2 First Semester GPA
- 3 First Year GPA
- 4 Graduation GPA

Table of Contents (Cont'd)

D. Faculty and Staff

- 1 Staff categories and faculty profile (appointment status, gender, ethnicity and highest degree earned)

Faculty Members:

- 2 List of faculty members

Source: IRDB

A. Enrollment and Student Profile

Student Profile & Headcount

- 1 Headcount by Part-time/Full-time Status and FTE
- 2 Gender and Age
- 3 Ethnicity Imputed (IPEDS count)
- 4 Language Spoken at Home
- 5 Student Admit Type (e.g. first-time freshmen, advanced transfer)
- 6 Freshmen and Sophomore: Percent of Total Enrollment
- 7 Transfer and Retention Rate

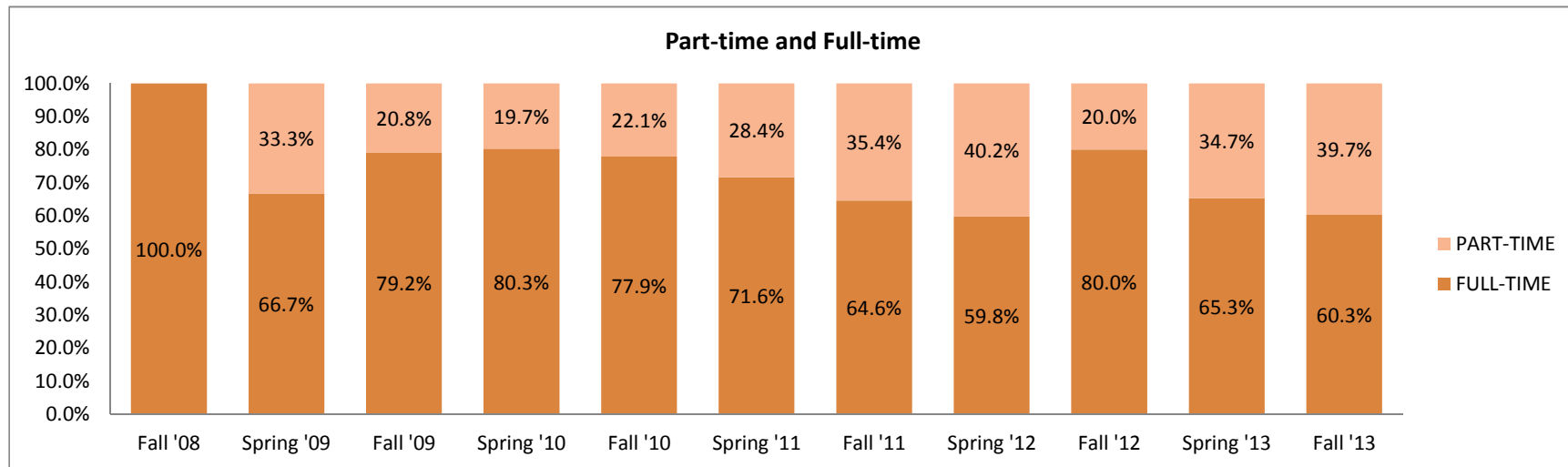
Student Preparedness

- 8 College Admission Average (CAA): High School GPA of First-time Freshmen
- 9 Placement Test Results

A.1. Headcount by Part-time/Full-time Status and FTE

Headcount by Part-time/Full-time Status

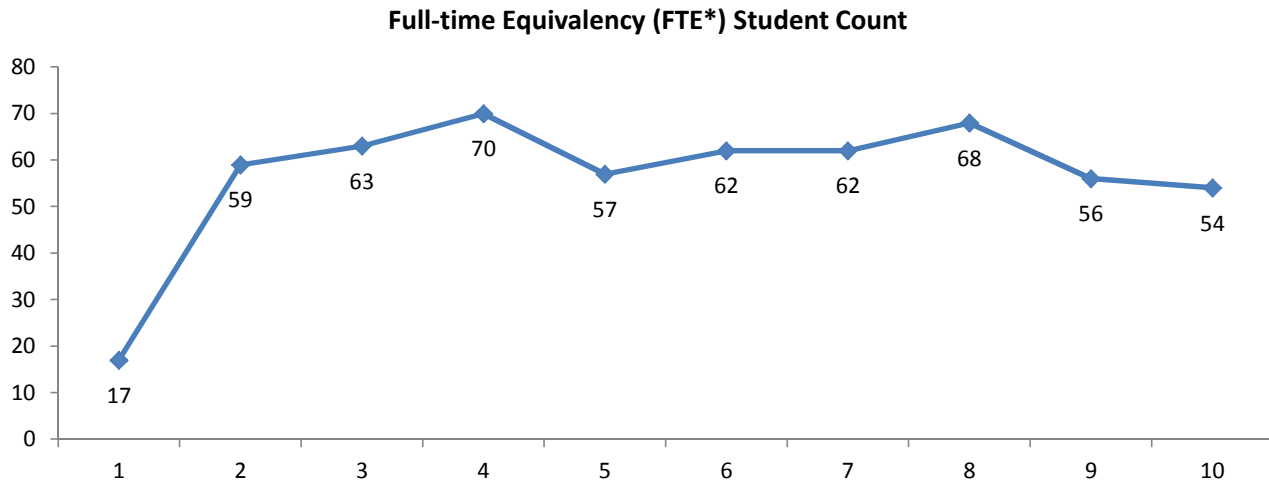
	Fall 2008	Spring 2009	Fall 2009	Spring 2010	Fall 2010	Spring 2011	Fall 2011	Spring 2012	Fall 2012	Spring 2013	Fall 2013											
F-TIME	5	100%	16	66.7%	57	79.2%	61	80.3%	67	77.9%	53	71.6%	53	64.6%	49	59.8%	64	80.0%	47	65.3%	44	60.3%
P-TIME	0	0.0%	8	33.3%	15	20.8%	15	19.7%	19	22.1%	21	28.4%	29	35.4%	33	40.2%	16	20.0%	25	34.7%	29	39.7%
Total	5	100%	24	100%	72	100%	76	100%	86	100%	74	100%	82	100%	82	100%	80	100%	72	100%	73	100%



A.1. Headcount by Part-time/Full-time Status and FTE (Cont'd)

FTE* Count (Full-time equivalency)

	Fall '08	Sp '09	Fall '09	Sp '10	Fall '10	Sp '11	Fall '11	Sp '12	Fall '12	Sp '13	Fall '13
FTE	4	17	59	63	70	57	62	62	68	56	54



*Full-time equivalent (FTE) is a standardized measure of enrollment equal to a full-time load of credits. It is calculated by summing the total credits equated credits associated with course enrollment and dividing by 15.

A.2. Student Gender

Gender

	Fall 2008		Spring 2009		Fall 2009		Spring 2010		Fall 2010		Spring 2011		Fall 2011		Spring 2012		Fall 2012		Spring 2013		Fall 2013	
Women	4	80.0%	16	66.7%	50	69.4%	51	67.1%	63	73.3%	53	71.6%	54	65.9%	52	63.4%	58	72.5%	52	72.2%	53	72.6%
Men	1	20.0%	8	33.3%	22	30.6%	25	32.9%	23	26.7%	21	28.4%	28	34.1%	30	36.6%	22	27.5%	20	27.8%	20	27.4%
Total	5	100%	24	100%	72	100%	76	100%	86	100%	74	100%	82	100%	82	100%	80	100%	72	100%	73	100%

Gender by Full-time/Part-time Status

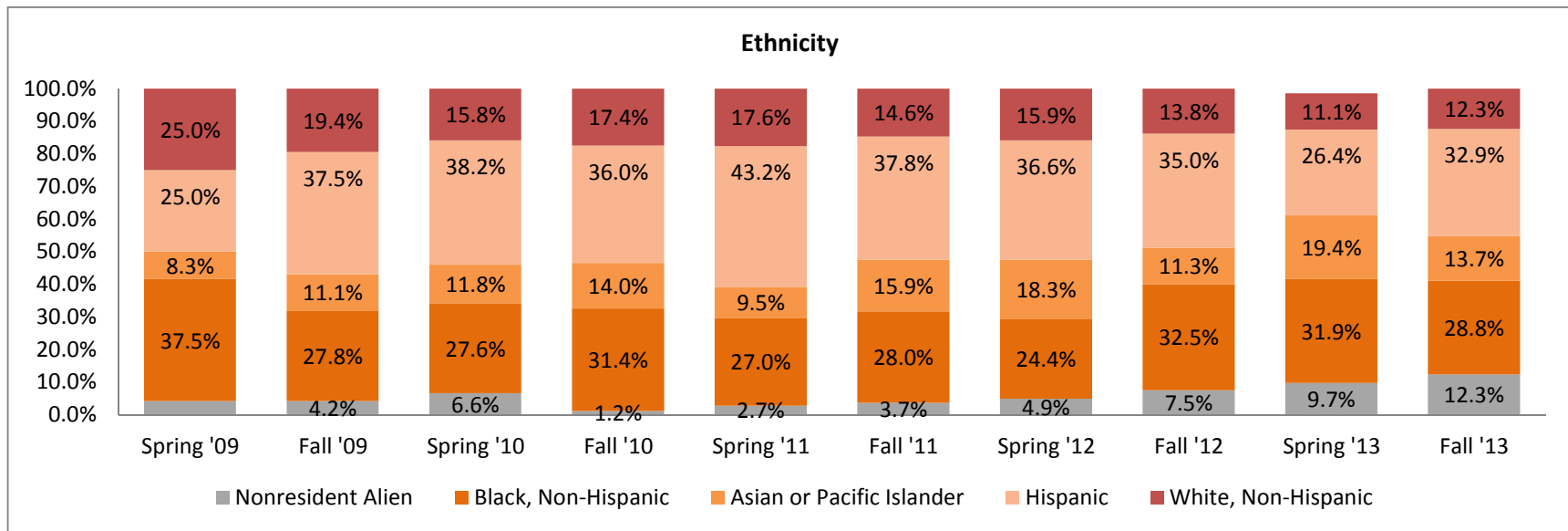
Full-Time	Fall 2008		Spring 2009		Fall 2009		Spring 2010		Fall 2010		Spring 2011		Fall 2011		Spring 2012		Fall 2012		Spring 2013		Fall 2013	
Women	4	80.0%	10	62.5%	37	64.9%	39	63.9%	49	73.1%	38	71.7%	34	64.2%	30	61.2%	46	71.9%	34	72.3%	29	30.0%
Men	1	20.0%	6	37.5%	20	35.1%	22	36.1%	18	26.9%	15	28.3%	19	35.8%	19	38.8%	18	28.1%	13	27.7%	15	34.1%
Full-Time	5	100%	16	100%	57	100%	61	100%	67	100%	53	100%	53	100%	49	100%	64	100%	47	100%	44	100%
Part-Time	Fall 2008		Spring 2009		Fall 2009		Spring 2010		Fall 2010		Spring 2011		Fall 2011		Spring 2012		Fall 2012		Spring 2013		Fall 2013	
Women	0	0.0%	6	75.0%	13	86.7%	12	80.0%	14	73.7%	15	71.4%	20	69.0%	22	66.7%	12	75.0%	18	72.0%	24	82.8%
Men	0	0.0%	2	25.0%	2	13.3%	3	20.0%	5	26.3%	6	28.6%	9	31.0%	11	33.3%	4	25.0%	7	28.0%	5	17.2%
Part-Time	0	0%	8	100%	15	100%	15	100%	19	100%	21	100%	29	100%	33	100%	16	100%	25	100%	29	100%

Age

	Fall 2008		Spring 2009		Fall 2009		Spring 2010		Fall 2010		Spring 2011		Fall 2011		Spring 2012		Fall 2012		Spring 2013		Fall 2013	
UNDER 19	0	0.0%	6	25.0%	34	47.2%	28	36.8%	44	51.2%	27	36.5%	34	41.5%	24	29.3%	30	37.5%	20	27.8%	27	37.0%
19	1	20.0%	5	20.8%	11	15.3%	17	22.4%	20	23.3%	27	36.5%	14	17.1%	20	24.4%	16	20.0%	14	19.4%	15	20.5%
20 - 22	2	40.0%	8	33.3%	17	23.6%	18	23.7%	12	14.0%	13	17.6%	24	29.3%	29	35.4%	25	31.3%	20	27.8%	13	17.8%
23 - 24	1	20.0%	1	4.2%	6	8.3%	5	6.6%	5	5.8%	3	4.1%	3	3.7%	4	4.9%	5	6.3%	13	18.1%	11	15.1%
25 - 29	1	20.0%	2	8.3%	1	1.4%	6	7.9%	4	4.7%	3	4.1%	4	4.9%	4	4.9%	2	2.5%	3	4.2%	5	6.8%
30 - 44	0	0.0%	1	4.2%	2	2.8%	2	2.6%	1	1.2%	1	1.4%	3	3.7%	1	1.2%	2	2.5%	2	2.8%	2	2.7%
45 & OVER	0	0.0%	1	4.2%	1	1.4%	0	0.0%	0	0.0%	0	0.0%	0	0.0%	0	0.0%	0	0.0%	0	0.0%	0	0.0%
Total	5	100%	24	100%	72	100%	76	100%	86	100%	74	100%	82	100%	82	100%	80	100%	72	100%	73	100%

A.3. Ethnicity Imputed (IPEDS count)

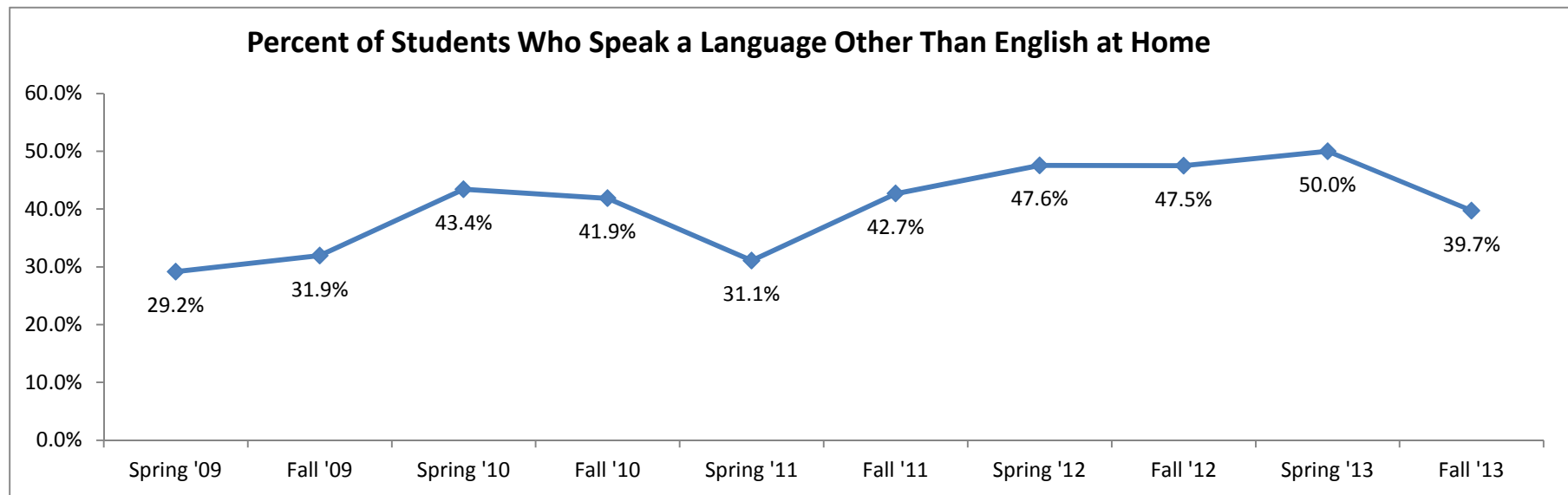
	Nonresident Alien		Black Non-Hispanic		American Indian or Native Alaskan		Asian or Pacific Islander		Hispanic		White Non-Hispanic		Total
Fall 08	0	0.0%	3	60.0%	0	0.0%	1	20.0%	1	20.0%	0	0.0%	5
Spring 09	1	4.2%	9	37.5%	0	0.0%	2	8.3%	6	25.0%	6	25.0%	24
Fall 09	3	4.2%	20	27.8%	0	0.0%	8	11.1%	27	37.5%	14	19.4%	72
Spring 10	5	6.6%	21	27.6%	0	0.0%	9	11.8%	29	38.2%	12	15.8%	76
Fall 10	1	1.2%	27	31.4%	0	0.0%	12	14.0%	31	36.0%	15	17.4%	86
Spring 11	2	2.7%	20	27.0%	0	0.0%	7	9.5%	32	43.2%	13	17.6%	74
Fall 11	3	3.7%	23	28.0%	0	0.0%	13	15.9%	31	37.8%	12	14.6%	82
Spring 12	4	4.9%	20	24.4%	0	0.0%	15	18.3%	30	36.6%	13	15.9%	82
Fall 12	6	7.5%	26	32.5%	0	0.0%	9	11.3%	28	35.0%	11	13.8%	80
Spring 13	7	9.7%	23	31.9%	1	1.4%	14	19.4%	19	26.4%	8	11.1%	72
Fall 13	9	12.3%	21	28.8%	0	0.0%	10	13.7%	24	32.9%	9	12.3%	73



* American Indian or Native Alaskan less than 1% - not shown in chart

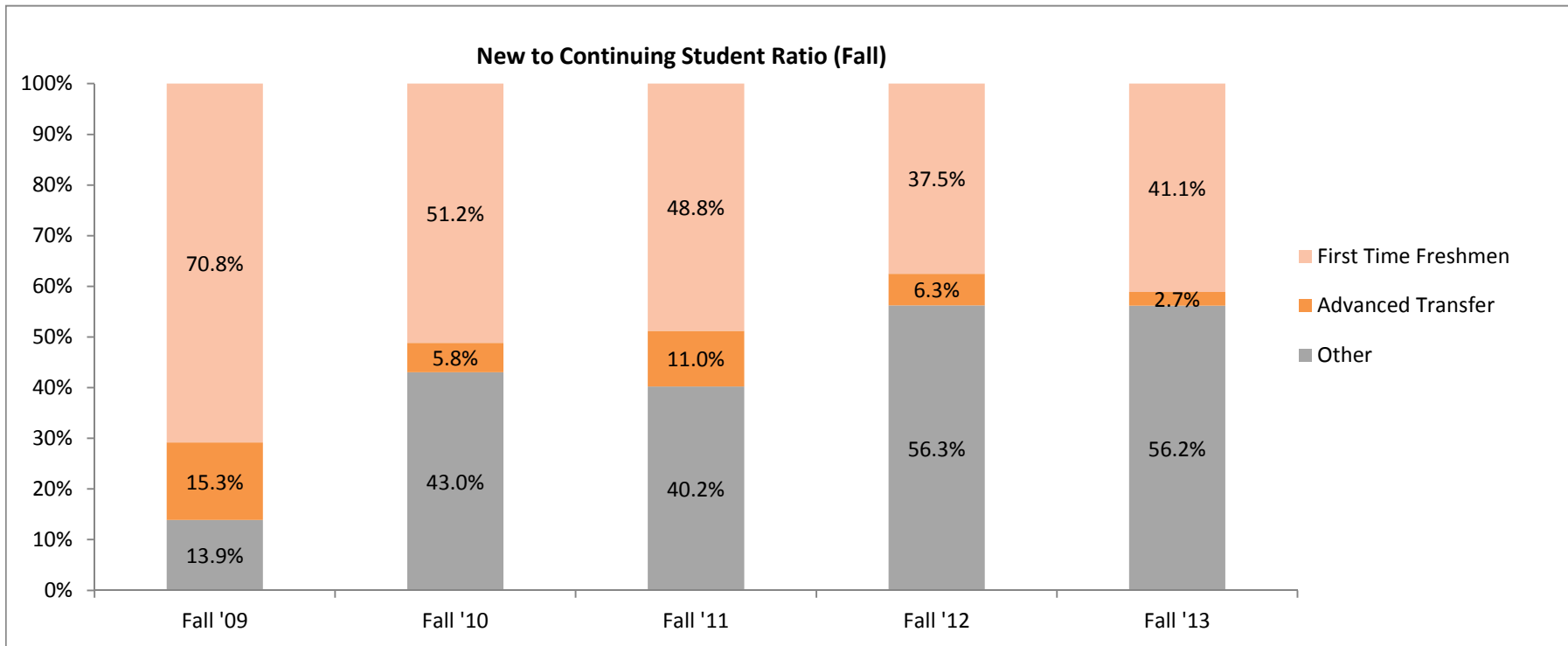
A.4. Language Spoken at Home

	Fall 2008		Spring 2009		Fall 2009		Spring 2010		Fall 2010		Spring 2011		Fall 2011		Spring 2012		Fall 2012		Spring 2013		Fall 2013	
LANG. OTHER THAN ENGLISH	1	20.0%	7	29.2%	23	31.9%	33	43.4%	36	41.9%	23	31.1%	35	42.7%	39	47.6%	38	47.5%	36	50.0%	29	39.7%
ENGLISH ONLY	3	60.0%	12	50.0%	27	37.5%	23	30.3%	28	32.6%	19	25.7%	17	20.7%	13	15.9%	17	21.3%	14	19.4%	19	26.0%
UNKNOWN	1	20.0%	5	20.8%	22	30.6%	20	26.3%	22	25.6%	32	43.2%	30	36.6%	30	36.6%	25	31.3%	22	30.6%	25	34.2%
SF-A.S.	5	100%	24	100%	72	100%	76	100%	86	100%	74	100%	82	100%	82	100%	80	100%	72	100%	73	100%



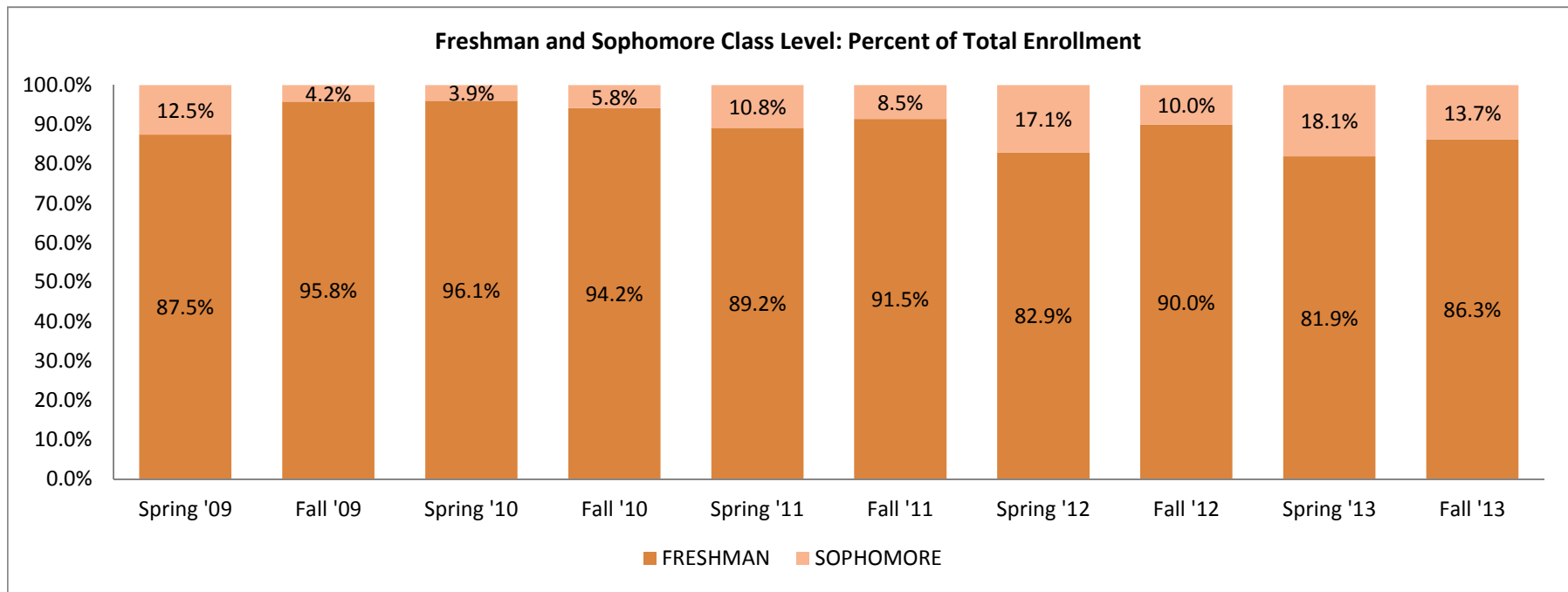
A.5. Admit Type

	Fall 2008		Spring 2009		Fall 2009		Spring 2010		Fall 2010		Spring 2011		Fall 2011		Spring 2012		Fall 2012		Spring 2013		Fall 2013	
First Time Freshmen	3	60.0%	9	37.5%	51	70.8%	18	23.7%	44	51.2%	9	12.2%	40	48.8%	10	12.2%	30	37.5%	10	13.9%	30	41.1%
Advanced Transfer	1	20.0%	6	25.0%	11	15.3%	11	14.5%	5	5.8%	2	2.7%	9	11.0%	3	3.7%	5	6.3%	4	5.6%	2	2.7%
Other	0	0.0%	0	0.0%	0	0.0%	0	0.0%	0	0.0%	0	0.0%	0	0.0%	0	0.0%	0	0.0%	1	1.4%	1	1.4%
Degree Readmit	0	0.0%	1	4.2%	1	1.4%	2	2.6%	3	3.5%	3	4.1%	1	1.2%	4	4.9%	2	2.5%	2	2.8%	3	4.1%
Continuing Degree	1	20.0%	8	33.3%	9	12.5%	45	59.2%	34	39.5%	60	81.1%	32	39.0%	65	79.3%	43	53.8%	55	76.4%	37	50.7%
Total	5	100%	24	100%	72	100%	76	100%	86	100%	74	100%	82	100%	82	100%	80	100%	72	100%	73	100%



A.6. Class Level: Freshman (< 30 Credits) and Sophomore (> 30 Credits)

	Fall 2008		Spring 2009		Fall 2009		Spring 2010		Fall 2010		Spring 2011		Fall 2011		Spring 2012		Fall 2012		Spring 2013		Fall 2013	
FRESHMAN	4	80.0%	21	87.5%	69	95.8%	73	96.1%	81	94.2%	66	89.2%	75	91.5%	68	82.9%	72	90.0%	59	81.9%	63	86.3%
SOPHOMORE	1	20.0%	3	12.5%	3	4.2%	3	3.9%	5	5.8%	8	10.8%	7	8.5%	14	17.1%	8	10.0%	13	18.1%	10	13.7%
Total	5	100%	24	100%	72	100%	76	100%	86	100%	74	100%	82	100%	82	100%	80	100%	72	100%	73	100%



A.7. Transfer and Retention Rate

External Transfers

QCC Graduation Year:		2008-2009	2009-2010	2010-2011	2011-2012	2012-2013
SF		Number of Transfer	Number of Transfer	Number of Transfer	Number of Transfer	Number of Transfer
SF1	Transfer with Degree	--	--	--	--	3
SF1	Transfer without Degree	--	7	5	6	3

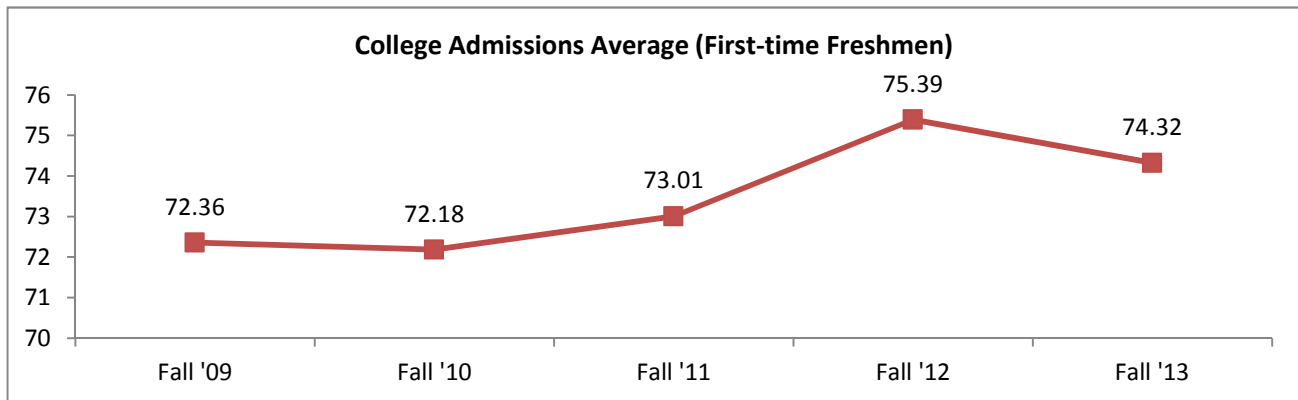
Fall to Fall Retention Rates

Semester	Headcount	Retained in Program	% Retained
Fall 2008	5	0	0%
Fall 2009	72	16	22%
Fall 2010	86	23	27%
Fall 2011	82	26	32%
Fall 2012	80	23	29%

A.8. College Admissions Average (CAA): High School GPA of First-time Freshmen

	SF			
	Students with scores	Students without scores	Avg Score	Median
Fall 08	2	1	80.20	80.20
Spring 09	6	3	69.35	69.60
Fall 09	50	4	72.36	71.15
Spring 10	17	2	71.03	71.50
Fall 10	45	1	72.18	71.00
Spring 11	9	0	71.78	71.30
Fall 11	38	2	73.01	73.00
Spring 12	8	2	72.88	74.40
Fall 12	28	2	75.39	74.45
Spring 13	9	1	73.03	72.70
Fall 13	25	5	74.32	73.50

excl. Prelude to Success Freshmen



A.9. Placement Test Results

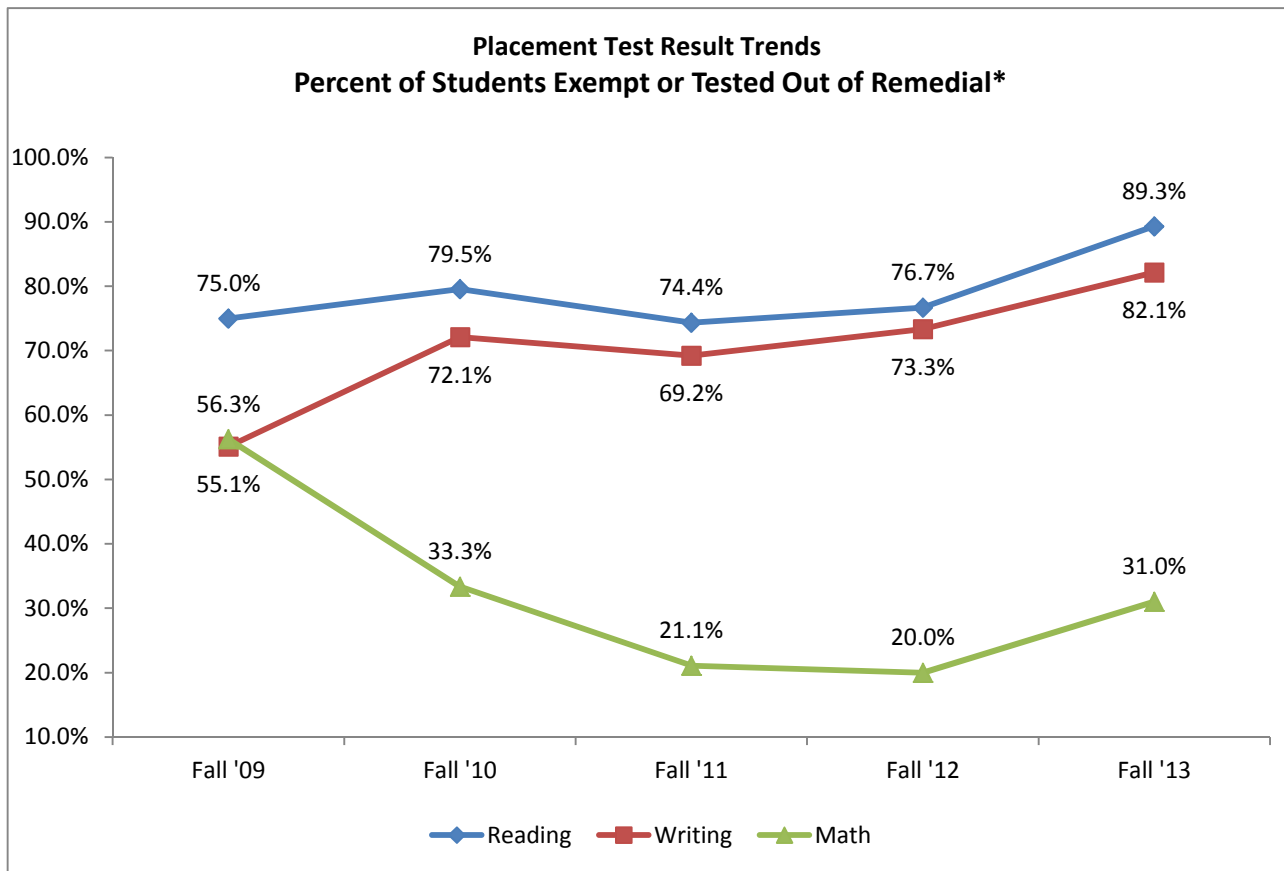
Reading Placement Test Result														
Fall Cohort	2008		2009		2010		2011		2012		2013		Total	
	N	%	N	%	N	%	N	%	N	%	N	%	N	%
Exempt	1	33.3%	21	41.2%	24	54.5%	20	50.0%	18	60.0%	15	50.0%	99	50.0%
Passed	2	66.7%	15	29.4%	11	25.0%	9	22.5%	5	16.7%	10	33.3%	52	26.3%
Failed	0	0.0%	12	23.5%	9	20.5%	10	25.0%	7	23.3%	3	10.0%	41	20.7%
Not Tested	0	0.0%	3	5.9%	0	0.0%	1	2.5%	0	0.0%	2	6.7%	6	3.0%
Total (Tested or Exempt)	3	100.0%	48	94.1%	44	100.0%	39	97.5%	30	100.0%	28	93.3%	192	97.0%
Exempt or Passed Test*	3	100.0%	36	75.0%	35	79.5%	29	74.4%	23	76.7%	25	89.3%	151	78.6%

Writing Placement Test Result														
Fall Cohort	2008		2009		2010		2011		2012		2013		Total	
	N	%	N	%	N	%	N	%	N	%	N	%	N	%
Exempt	1	33.3%	21	41.2%	24	54.5%	20	50.0%	18	60.0%	15	50.0%	99	50.0%
Passed	1	33.3%	6	11.8%	7	15.9%	7	17.5%	4	13.3%	8	26.7%	33	16.7%
Failed	1	33.3%	22	43.1%	12	27.3%	12	30.0%	8	26.7%	5	16.7%	60	30.3%
Not Tested	0	0.0%	2	3.9%	1	2.3%	1	2.5%	0	0.0%	2	6.7%	6	3.0%
Total (Tested or Exempt)	3	100.0%	49	96.1%	43	97.7%	39	97.5%	30	100.0%	28	93.3%	192	97.0%
Exempt or Passed Test*	2	66.7%	27	55.1%	31	72.1%	27	69.2%	22	73.3%	23	82.1%	132	68.8%

Math Placement Test Result														
Fall Cohort	2008		2009		2010		2011		2012		2013		Total	
	N	%	N	%	N	%	N	%	N	%	N	%	N	%
Exempt	1	33.3%	18	35.3%	13	29.5%	6	15.0%	3	10.0%	5	16.7%	46	23.2%
Passed	0	0.0%	9	17.6%	1	2.3%	2	5.0%	3	10.0%	4	13.3%	19	9.6%
Failed	2	66.7%	21	41.2%	28	63.6%	30	75.0%	24	80.0%	20	66.7%	125	63.1%
Not Tested	0	0.0%	3	5.9%	2	4.5%	2	5.0%	0	0.0%	1	3.3%	8	4.0%
Total (Tested or Exempt)	3	100.0%	48	94.1%	42	95.5%	38	95.0%	30	100.0%	29	96.7%	190	96.0%
Exempt or Passed Test*	1	33.3%	27	56.3%	14	33.3%	8	21.1%	6	20.0%	9	31.0%	65	34.2%

*Exempt or passed is a percent of total tested or exempt.

A.8. Placement Test Results (Cont'd)



*Exempt or passed is a percent of total tested or exempt from testing.

B. Institutional Effectiveness

Remedial vs Non Remedial

- 1 Remedial vs Non Remedial Enrollment
- 2 Remedial Course Grades
- 3 Non-remedial Course Grades

Graduation and Retention Rates

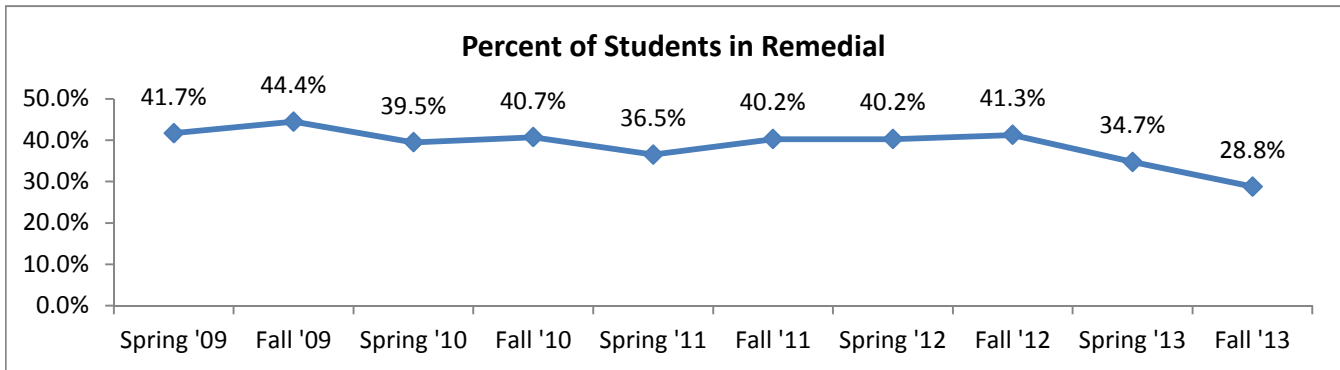
- 4 One-Year Retention Rates (First-time Full-time Fall Cohort)
- 5 Three-Year Retention & Graduation Rates (First-time Full-time Fall Cohort)
- 6 Four-Year Retention & Graduation Rates (First-time Full-time Fall Cohort)
- 7 Six-Year Retention & Graduation Rates (First-time Full-time Fall Cohort)
- 8 Degrees Awarded
- 9 Transfer Rates and College Destinations

B.1. Remedial vs. Non Remedial

Fall 2008					Spring 2009					Fall 2009					Spring 2010				
Not in remedial courses		In remedial courses		Total	Not in remedial courses		In remedial courses		Total	Not in remedial courses		In remedial courses		Total	Not in remedial courses		In remedial courses		Total
N	%	N	%		N	%	N	%		N	%	N	%		N	%	N	%	
2	40.0%	3	60.0%	5	14	58.3%	10	41.7%	24	40	55.6%	32	44.4%	72	46	60.5%	30	39.5%	76

Fall 2010					Spring 2011					Fall 2011					Spring 2012				
Not in remedial courses		In remedial courses		Total	Not in remedial courses		In remedial courses		Total	Not in remedial courses		In remedial courses		Total	Not in remedial courses		In remedial courses		Total
N	%	N	%		N	%	N	%		N	%	N	%		N	%	N	%	
51	59.3%	35	40.7%	86	47	63.5%	27	36.5%	74	49	59.8%	33	40.2%	82	49	59.8%	33	40.2%	82

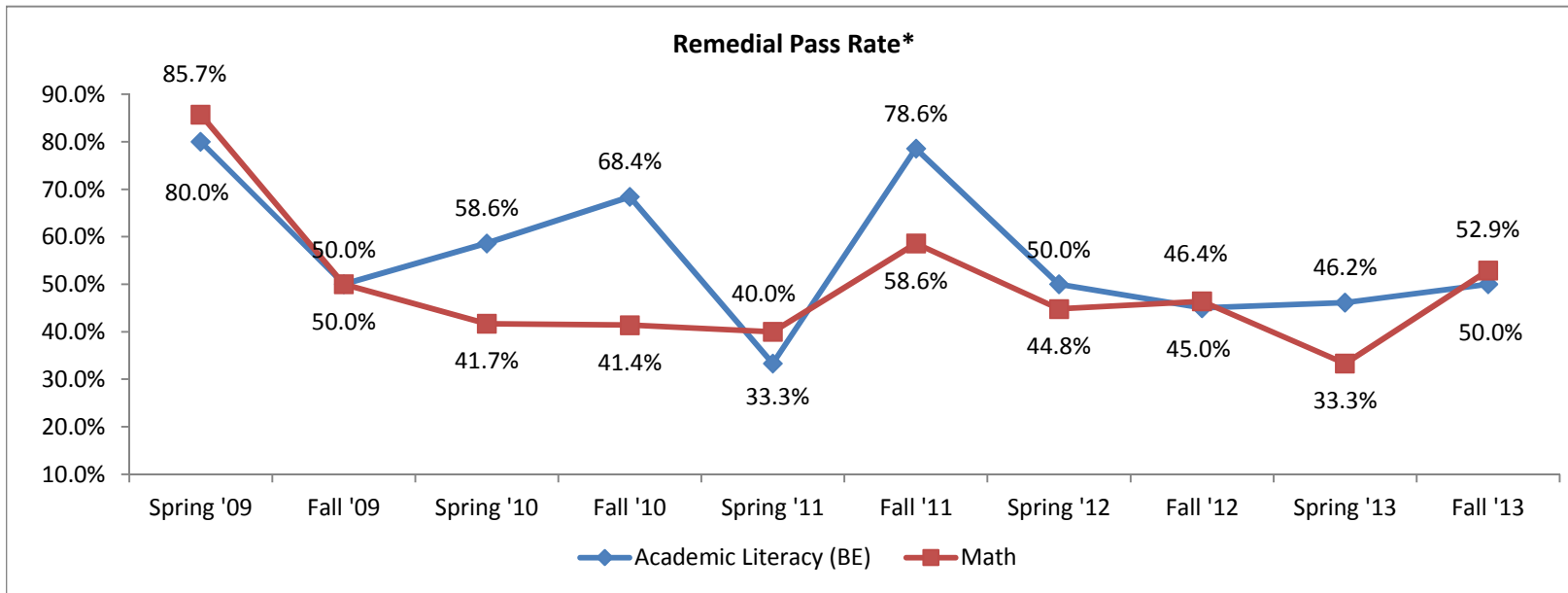
Fall 2012					Spring 2013					Fall 2013				
Not in remedial courses		In remedial courses		Total	Not in remedial courses		In remedial courses		Total	Not in remedial courses		In remedial courses		Total
N	%	N	%		N	%	N	%		N	%	N	%	
47	58.8%	33	41.3%	80	47	65.3%	25	34.7%	72	52	71.2%	21	28.8%	73



B.2. Remedial Course Grades

Academic Literacy (BE)	Fall 2008	Spring 2009	Fall 2009	Spring 2010	Fall 2010	Spring 2011	Fall 2011	Spring 2012	Fall 2012	Spring 2013	Fall 2013
P	0.0%	80.0%	50.0%	58.6%	68.4%	33.3%	78.6%	50.0%	45.0%	46.2%	50.0%
NC	0.0%	0.0%	11.5%	0.0%	0.0%	6.7%	0.0%	0.0%	25.0%	0.0%	0.0%
R	0.0%	0.0%	19.2%	20.7%	26.3%	26.7%	21.4%	33.3%	25.0%	53.9%	16.7%
WU	100.0%	20.0%	19.2%	20.7%	5.3%	33.3%	0.0%	16.7%	5.0%	0.0%	33.3%
Total	1	5	26	29	19	15	14	12	20	13	6

Math	Fall 2008	Spring 2009	Fall 2009	Spring 2010	Fall 2010	Spring 2011	Fall 2011	Spring 2012	Fall 2012	Spring 2013	Fall 2013
P	0.0%	85.7%	50.0%	41.7%	41.4%	40.0%	58.6%	44.8%	46.4%	33.3%	52.9%
NC	0.0%	14.3%	7.7%	0.0%	0.0%	0.0%	0.0%	0.0%	0.0%	0.0%	0.0%
R	33.3%	0.0%	19.2%	33.3%	34.5%	28.0%	27.6%	44.8%	42.9%	33.3%	35.3%
WU	66.7%	0.0%	23.1%	25.0%	24.1%	32.0%	13.8%	10.3%	10.7%	33.3%	11.8%
Total	3	7	26	24	29	25	29	29	28	18	17



*Counting all students who did not officially withdraw and completed the course including un-official withdrawals.

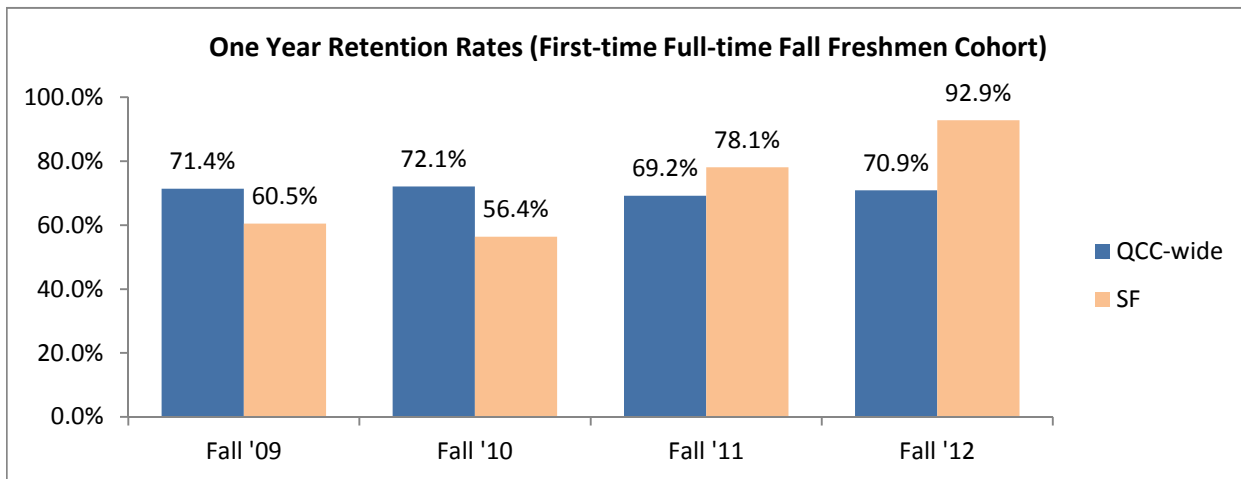
B.3. Non Remedial Course Grades (Grades toward GPA)

Grade	Number of Students											
	Fall 2008		Fall 2009		Fall 2010		Fall 2011		Fall 2012		Fall 2013	
	Total	SF	Total	SF	Total	SF	Total	SF	Total	SF	Total	SF
A	6,288	0	7,538	19	7,436	23	8,445	15	8,600	34	8,682	25
A-	3,707	1	4,329	15	4,397	14	4,839	15	5,040	21	5,096	20
B+	3,296	0	3,840	11	3,786	19	4,070	19	4,105	24	4,243	11
B	3,793	2	4,125	14	4,153	20	4,414	20	4,379	25	4,513	17
B-	2,835	0	3,200	10	3,329	19	3,528	11	3,523	21	3,606	18
C	2,088	2	2,438	10	2,353	17	2,570	6	2,506	7	2,640	10
C+	2,290	0	2,518	17	2,761	14	2,910	14	2,980	15	3,044	10
C-	1,419	0	1,764	4	1,675	4	1,973	10	1,847	10	1,848	9
D+	780	1	862	2	860	9	1,035	6	880	7	912	7
D	1,033	2	1,189	11	1,225	7	1,335	14	1,212	10	1,279	7
D-	606	0	758	6	685	6	670	7	685	6	763	7
F	1,939	0	2,464	26	2,526	32	3,072	25	3,080	27	3,022	34
WU	3,201	1	3,859	35	3,636	23	4,075	29	3,652	17	3,127	18
Total	33,275	8	38,884	145	38,822	184	42,936	162	42,489	207	42,775	175

Grade	Percentage of Students											
	Fall 2008		Fall 2009		Fall 2010		Fall 2011		Fall 2012		Fall 2013	
	Total	SF	Total	SF	Total	SF	Total	SF	Total	SF	Total	SF
A	19%	0%	19%	13%	19%	13%	20%	9%	20%	16%	20%	14%
A-	11%	13%	11%	10%	11%	8%	11%	9%	12%	10%	12%	11%
B+	10%	0%	10%	8%	10%	10%	9%	12%	10%	12%	10%	6%
B	11%	25%	11%	10%	11%	11%	10%	12%	10%	12%	11%	10%
B-	9%	0%	8%	7%	9%	10%	8%	7%	8%	10%	8%	10%
C+	6%	25%	6%	7%	6%	9%	6%	4%	6%	3%	6%	6%
C	7%	0%	6%	12%	7%	8%	7%	9%	7%	7%	7%	6%
C-	4%	0%	5%	3%	4%	2%	5%	6%	4%	5%	4%	5%
D+	2%	13%	2%	1%	2%	5%	2%	4%	2%	3%	2%	4%
D	3%	25%	3%	8%	3%	4%	3%	9%	3%	5%	3%	4%
D-	2%	0%	2%	4%	2%	3%	2%	4%	2%	3%	2%	4%
F	6%	0%	6%	18%	7%	17%	7%	15%	7%	13%	7%	19%
WU	10%	13%	10%	24%	9%	13%	9%	18%	9%	8%	7%	10%
Total	100%	100%	100%	100%	100%	100%	100%	100%	100%	100%	100%	100%

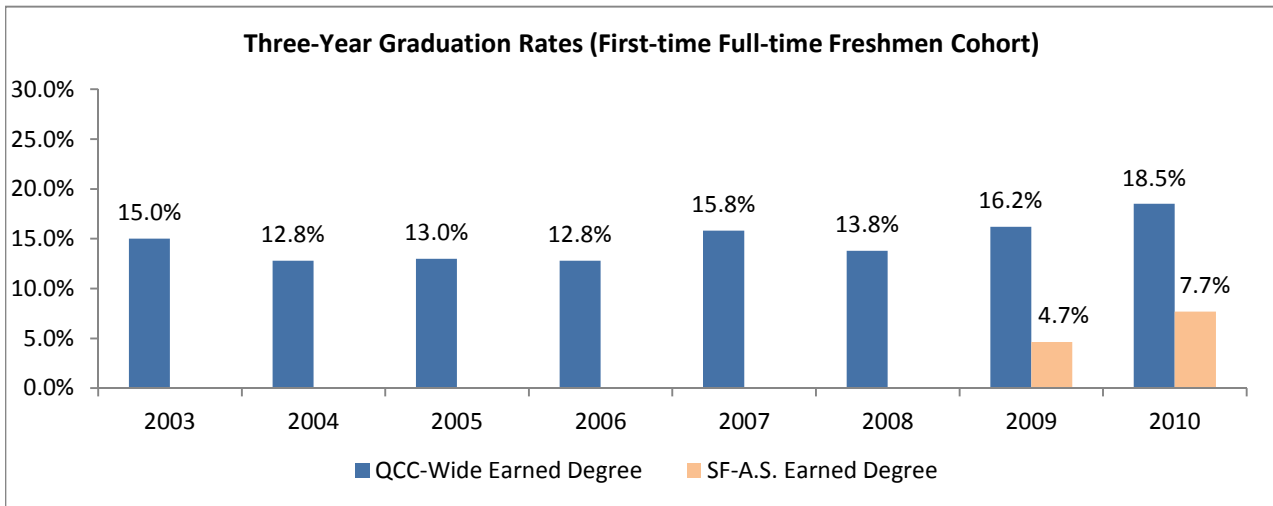
B.4. One-Year Retention Rates (First-time Full-time Fall Freshmen Cohort)

Fall Cohort	SF-A.S.			QCC-Wide
	Total	Still Enrolled for Degree Pursued at QCC		Still Enrolled for Degree Pursued at QCC
	N	N	%	%
2008	3	2	66.7%	70.6%
2009	43	26	60.5%	71.4%
2010	39	22	56.4%	72.1%
2011	32	25	78.1%	69.2%
2012	28	26	92.9%	70.9%



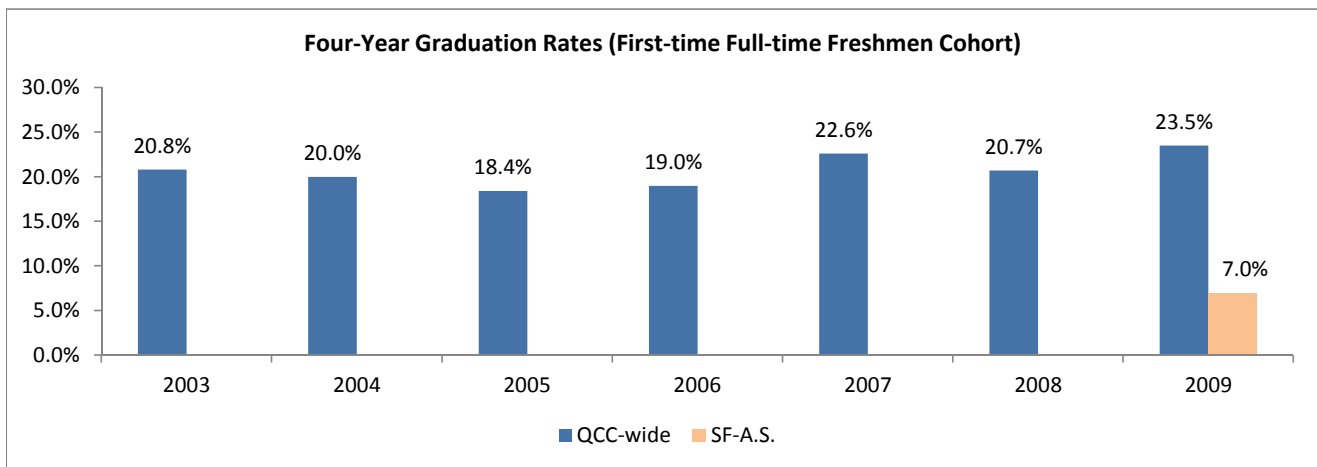
**B.5. Three-Year Retention and Graduation Rates
(First-time Full-time Fall Freshmen Cohort)**

Fall Cohort	SF-A.S.					QCC-wide	
	Total	Earned Degree Pursued		Still Enrolled for Degree Pursued		Earned Degree Pursued	Still Enrolled for Degree Pursued
	N	N	%	N	%	%	%
2003	0	0	0.0%	0	0.0%	15.0%	20.9%
2004	0	0	0.0%	0	0.0%	12.8%	21.5%
2005	0	0	0.0%	0	0.0%	13.0%	22.7%
2006	0	0	0.0%	0	0.0%	12.8%	21.4%
2007	0	0	0.0%	0	0.0%	15.8%	21.6%
2008	3	0	0.0%	1	33.3%	13.8%	23.3%
2009	43	2	4.7%	5	11.6%	16.2%	21.5%
2010	39	3	7.7%	11	28.2%	18.5%	22.2%



B.6. Four-Year Retention and Graduation Rates (First-time Full-time Fall Freshmen Cohort)

Fall Cohort	SF-A.S.					QCC-wide	
	Total	Earned Degree Pursued		Still Enrolled for Degree Pursued		Earned Degree Pursued	Still Enrolled for Degree Pursued
	N	N	%	N	%	%	%
2003	0	0	0.0%	0	0.0%	20.8%	10.0%
2004	0	0	0.0%	0	0.0%	20.0%	9.7%
2005	0	0	0.0%	0	0.0%	18.4%	13.2%
2006	0	0	0.0%	0	0.0%	19.0%	10.5%
2007	0	0	0.0%	0	0.0%	22.6%	11.8%
2008	3	0	0.0%	1	33.3%	20.7%	11.5%
2009	43	3	7.0%	2	4.7%	23.5%	10.5%



B.7. Six-Year Retention & Graduation Rates (First-time Full-time Fall Freshmen Cohort)

** SF program started in Fall 2008

B.8. Degrees Awarded

Degree		Graduation Year ¹					
		2007-2009	2008-2009	2009-2010	2010-2011	2011-2012	2012-2013
SF	A.S.	0	0	0	0	0	4

¹ Graduation year include summer, fall, and spring graduations.

(E.g. 06/07 includes summer 2006, fall 2006, and spring 2007 graduations).

Degrees Awarded Trend Analysis

Degree		07/08	12/13	Growth %	11/12	12/13	Growth %
SF	A.S.	0	4	New	0	4	New

B.9. Transfer Rates¹ and College Destinations

SF-A.S. Graduates				
	Total Graduates	% CUNY Senior College Transfers	% Outside CUNY Senior College Transfers	Total Senior College Transfer Rate
2008-2009	0	0.0%	0.0%	0.0%
2009-2010	0	0.0%	0.0%	0.0%
2010-2011	0	0.0%	0.0%	0.0%
2011-2012	0	0.0%	0.0%	0.0%
2012-2013	4	75.0%	0.0%	75.0%

2013-2014 CUNY College Destinations of 2012-2013 SF-A.S. Graduates ¹	
CUNY Colleges	Number of Graduates
City	
Baruch	
Hunter	
Lehman	
Brooklyn	
Queens	
Staten Island	
NYC Tech	
York	
John Jay	3

¹ Graduates were counted as transferred if they were registered in any of the CUNY senior colleges (including the Graduate Center, the Law School, the School of Professional Studies, and the School of Journalism) in any or all semesters of the academic year following the graduation year.

C. Courses and Curriculum

Courses by Supporting Departments: Historical Trends 2008-2013

- 1 Required Courses -- Average Grades: Fall

Grade Point Average

- 2 First Semester GPA
- 3 First Year GPA
- 4 Graduation GPA

C.1. Science for Forensics Courses

A minimum of 5 students is required to report averages

SF Course Grades

BI	201	General Biology I											
		A			--	--			--	1			1 2
		A-			--	--			--	--			-- 1
		B			--	1			--	--			-- 2
		B-			--	--			--	--			-- 1
		B+			1	--			--	--			-- 1
		C			--	--			--	--			-- 2
		C-			--	--			--	--			-- 1
		C+			--	1			1	--			-- 3
		D-			--	--			--	--			-- 1
		D+			--	1			--	1			1 4
		F			2	1			2	--			2 14
		WU			2	--			2	--			1 10
BI	202	General Biology II											
		A			--	--			1	--			-- 3
		B			--	--			--	--			-- 1
		B-			--	--			--	1			-- 2
		B+			--	--			--	1			-- 1
		C			--	--			--	--			1 1
		D			--	--			--	--			-- 1
		D+			--	--			--	--			1 1
		F			--	--			--	--			-- 3
CH	151	General Chemistry I											
		Mean GPA			1.00	2.10	1.54	1.66	1.62	1.43	2.33	1.39	1.56 1.65
CH	152	General Chemistry II											
		A			--	--			--	--			-- 1
		A-			--	--			--	--			-- 1
		B			--	--			--	--			-- 1
		B-			--	--			1	--			1 4
		B+			--	--			2	--			-- 3
		C			--	--			2	--			1 3
		C-			--	--			1	--			-- 2
		C+			--	--			--	1			-- 3
		D			--	--			--	--			-- 2
		D+			--	--			--	--			-- 2
		F			--	1			--	--			2 6
		WU			--	--			1	--			-- 3

Dept	Course #	Course Name	Fall 08	Spring 09	Fall 09	Spring 10	Fall 10	Spring 11	Fall 2011	Spring 12	Fall 12	Spring 13	Fall 13	Grand Total
CH	251	Organic Chemistry I												
		A	--	--	--	--	--	--	--	--	--	--	1	1
		A-	--	--	--	--	--	--	--	--	--	--	2	2
		B	--	--	--	--	--	--	1	--	--	--	--	1
		C+	--	--	--	--	--	--	--	--	--	--	1	1
		D-	--	--	--	--	--	--	--	--	--	1	--	1
		F	--	--	--	--	--	--	2	2	1	1	--	6
CH	252	Organic Chemistry II												
		A	--	--	--	--	--	--	--	1	--	--	--	1
		B+	--	--	--	--	--	--	--	--	--	1	--	1
		D	--	--	--	--	--	--	--	1	--	--	--	1
		D-	--	--	--	--	--	--	--	--	1	--	--	1
EN	101	English Composition I												
		Mean GPA	3.35	2.66	2.43	2.55	2.54	2.05	2.13	2.08	2.93	1.69	2.43	2.39
EN	102	English Composition II												
		Mean GPA		2.54	2.33	2.33	1.90	2.18	1.75	1.86	2.25	2.28	2.05	2.13
MA	441	Analytic Geometry and Calculus I												
		A	--	--	--	--	--	--	1	1	1	1	--	4
		B	--	--	--	--	--	--	--	--	--	--	1	1
		B-	--	--	--	1	--	--	--	1	--	1	1	4
		B+	--	--	--	--	1	--	--	1	--	2	--	4
		C	--	1	--	--	--	1	--	--	--	--	--	2
		C-	--	--	--	--	--	--	1	--	--	--	1	2
		C+	--	--	--	--	--	1	--	1	--	--	--	2
		D	--	--	--	--	--	1	1	--	--	--	1	3
		D-	--	--	--	--	--	--	1	--	--	--	--	1
		F	--	--	--	--	1	3	3	1	1	2	1	12
		WU	--	--	--	--	1	1	--	--	--	1	1	4
MA	442	Analytic Geometry and Calculus II												
		A	--	--	--	--	--	--	--	--	2	1	--	3
		B	--	--	--	--	--	1	--	--	--	--	--	1
		B-	--	--	--	--	--	--	--	--	1	--	--	1
		B+	--	--	--	--	--	--	--	1	--	--	1	2
		C	--	--	--	--	--	--	--	2	--	1	1	4
		C+	--	--	--	--	--	--	--	--	--	--	1	1
		D-	--	--	--	--	--	--	--	--	--	--	1	1
		D+	--	--	--	--	--	--	--	--	--	--	1	1
		F	--	--	--	1	--	--	1	--	1	1	--	4

Dept	Course #	Course Name	Fall 08	Spring 09	Fall 09	Spring 10	Fall 10	Spring 11	Fall 2011	Spring 12	Fall 12	Spring 13	Fall 13	Grand Total
PH	411	Calculus Physics I												
		A	--	--	--	--	--	--	--	--	--	--	1	1
		B	--	--	--	--	1	--	--	--	--	--	--	1
		B-	--	--	--	--	--	1	--	1	--	1	--	3
		B+	--	--	--	--	--	--	--	--	1	--	--	1
		C	--	--	--	--	--	1	--	--	1	--	--	2
		C+	--	--	--	--	--	--	--	--	--	1	--	1
		D	--	--	--	--	--	--	--	--	1	--	--	1
		D+	--	--	--	--	--	--	1	--	--	--	--	1
		F	--	--	--	--	--	--	1	3	2	--	1	7
		INC	--	--	--	2	--	--	1	--	--	--	--	3
		WU	--	--	--	--	--	2	--	1	--	--	--	3
PH	412	Calculus Physics II												
		B+	--	--	--	--	--	1	--	--	--	--	--	1
		C	--	--	--	--	--	--	--	1	1	--	--	2
		C-	--	--	--	--	--	--	--	1	--	--	--	1
		C+	--	--	--	--	--	--	--	--	1	--	--	1
		D	--	--	--	--	--	--	--	--	--	--	1	1
		F	--	--	--	--	--	--	1	--	--	--	--	1
		W	--	--	--	--	--	--	--	1	--	1	--	2
PH	413	Calculus Physics II												
		B-	--	--	--	--	--	--	--	--	--	1	--	1
		C-	--	--	--	--	--	--	--	--	--	1	--	1
		C+	--	--	--	--	--	--	--	1	--	1	--	2
		D-	--	--	--	--	--	--	--	--	--	1	--	1
		F	--	--	--	--	--	--	--	--	1	--	--	1
Total				2.22	2.02	2.20	2.11	1.72	1.69	1.88	2.20	1.87	2.00	1.95

C.1b. SF Required Courses Grade Distributions (Fall)

Grade	Number of Students											
	Fall 2008		Fall 2009		Fall 2010		Fall 2011		Fall 2012		Fall 2013	
	Total	SF	Total	SF	Total	SF	Total	SF	Total	SF	Total	SF
A	569	0	671	5	685	6	805	5	877	8	914	8
A-	423	1	518	3	578	8	706	4	720	7	686	7
B+	505	0	576	4	608	6	697	9	723	9	667	4
B	558	1	601	5	596	6	718	5	760	9	694	5
B-	383	0	442	2	437	7	473	4	495	6	506	3
C	248	0	298	3	286	4	333	1	317	2	323	6
C+	271	0	288	4	328	6	360	5	364	4	322	6
C-	154	0	172	0	168	0	252	6	241	2	233	4
D+	51	0	62	0	70	3	88	2	74	2	69	3
D	100	0	115	1	113	2	127	3	155	4	180	2
D-	36	0	29	0	47	1	40	1	63	1	53	1
F	172	0	237	3	292	8	410	11	432	10	382	10
WU	349	0	397	10	325	7	485	12	431	6	316	6
Total	3,819	2	4,406	40	4,533	64	5,494	68	5,652	70	5,345	65

Grade	Percentage of Students											
	Fall 2008		Fall 2009		Fall 2010		Fall 2011		Fall 2012		Fall 2013	
	Total	SF	Total	SF	Total	SF	Total	SF	Total	SF	Total	SF
A	15%	0%	15%	13%	15%	9%	15%	7%	16%	11%	17%	12%
A-	11%	50%	12%	8%	13%	13%	13%	6%	13%	10%	13%	11%
B+	13%	0%	13%	10%	13%	9%	13%	13%	13%	13%	12%	6%
B	15%	50%	14%	13%	13%	9%	13%	7%	13%	13%	13%	8%
B-	10%	0%	10%	5%	10%	11%	9%	6%	9%	9%	9%	5%
C+	6%	0%	7%	8%	6%	6%	6%	1%	6%	3%	6%	9%
C	7%	0%	7%	10%	7%	9%	7%	7%	6%	6%	6%	9%
C-	4%	0%	4%	0%	4%	0%	5%	9%	4%	3%	4%	6%
D+	1%	0%	1%	0%	2%	5%	2%	3%	1%	3%	1%	5%
D	3%	0%	3%	3%	2%	3%	2%	4%	3%	6%	3%	3%
D-	1%	0%	1%	0%	1%	2%	1%	1%	1%	1%	1%	2%
F	5%	0%	5%	8%	6%	13%	7%	16%	8%	14%	7%	15%
WU	9%	0%	9%	25%	7%	11%	9%	18%	8%	9%	6%	9%
Total	100%	100%	100%	100%	100%	100%	100%	100%	100%	100%	100%	100%

C.1c. SF Required Courses Grade Distributions (Spring)

Grade	Spring 2009		Spring 2010		Spring 2011		Spring 2012		Spring 2013	
	Total	SF	Total	SF	Total	SF	Total	SF	Total	SF
A	576	2	667	4	731	3	826	5	815	5
A-	390	1	558	4	560	6	594	4	582	2
B+	454	3	536	8	533	8	567	6	568	4
B	519	0	575	9	542	5	630	4	640	7
B-	359	2	432	4	379	5	443	5	431	8
C	234	1	269	5	257	3	306	4	291	5
C+	249	1	246	3	275	1	367	7	371	2
C-	124	0	181	0	169	4	227	5	191	6
D+	43	0	41	1	63	2	80	5	87	2
D	97	0	104	3	147	4	160	5	165	3
D-	29	0	51	2	27	0	38	2	62	2
F	235	4	312	7	296	9	423	12	349	10
WU	391	0	416	4	452	11	431	4	456	6
Total	3,700	14	4,388	54	4,431	61	5,092	68	5,008	62

Grade	Spring 2009		Spring 2010		Spring 2011		Spring 2012		Spring 2013	
	Total	SF	Total	SF	Total	SF	Total	SF	Total	SF
A	16%	14%	15%	7%	16%	5%	16%	7%	16%	8%
A-	11%	7%	13%	7%	13%	10%	12%	6%	12%	3%
B+	12%	21%	12%	15%	12%	13%	11%	9%	11%	6%
B	14%	0%	13%	17%	12%	8%	12%	6%	13%	11%
B-	10%	14%	10%	7%	9%	8%	9%	7%	9%	13%
C+	6%	7%	6%	9%	6%	5%	6%	6%	6%	8%
C	7%	7%	6%	6%	6%	2%	7%	10%	7%	3%
C-	3%	0%	4%	0%	4%	7%	4%	7%	4%	10%
D+	1%	0%	1%	2%	1%	3%	2%	7%	2%	3%
D	3%	0%	2%	6%	3%	7%	3%	7%	3%	5%
D-	1%	0%	1%	4%	1%	0%	1%	3%	1%	3%
F	6%	29%	7%	13%	7%	15%	8%	18%	7%	16%
WU	11%	0%	9%	7%	10%	18%	8%	6%	9%	10%
Total	100%	100%	100%	100%	100%	100%	100%	100%	100%	100%

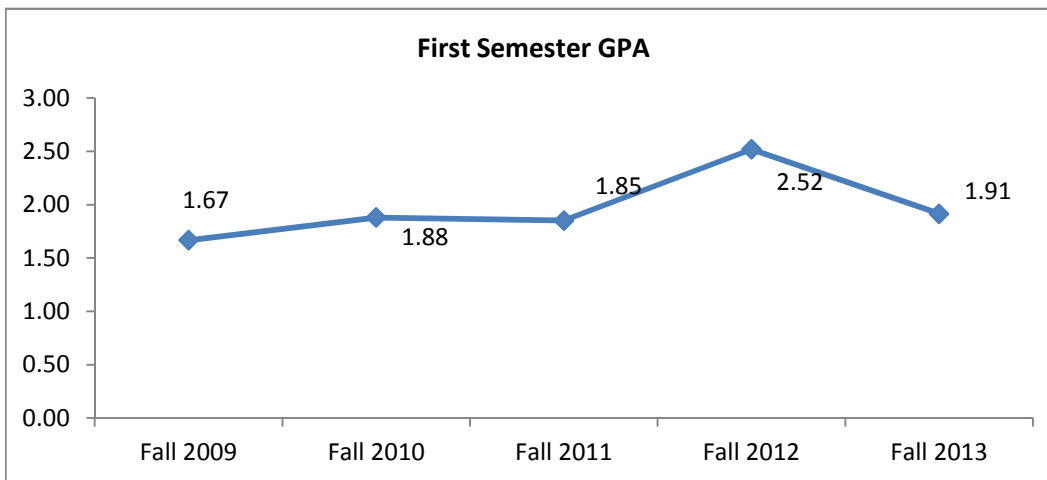
C.2. First-Semester GPA (Freshman and Transfers)

Entering Fall:	Fall 2008	Fall 2009	Fall 2010	Fall 2011	Fall 2012	Fall 2013
Average	1.69	1.67	1.88	1.85	2.52	1.91

25th Percentile	0.44	0.00	0.40	0.77	2.03	1.24
Median	2.05	1.82	2.15	1.75	2.73	1.57
75th Percentile	2.57	2.81	2.97	3.15	3.39	3.10

Maximum	2.65	4.00	4.00	3.84	4.00	4.00
Minimum	0.00	0.00	0.00	0.00	0.00	0.00

Student Count	4	58	44	45	32	31
----------------------	----------	-----------	-----------	-----------	-----------	-----------



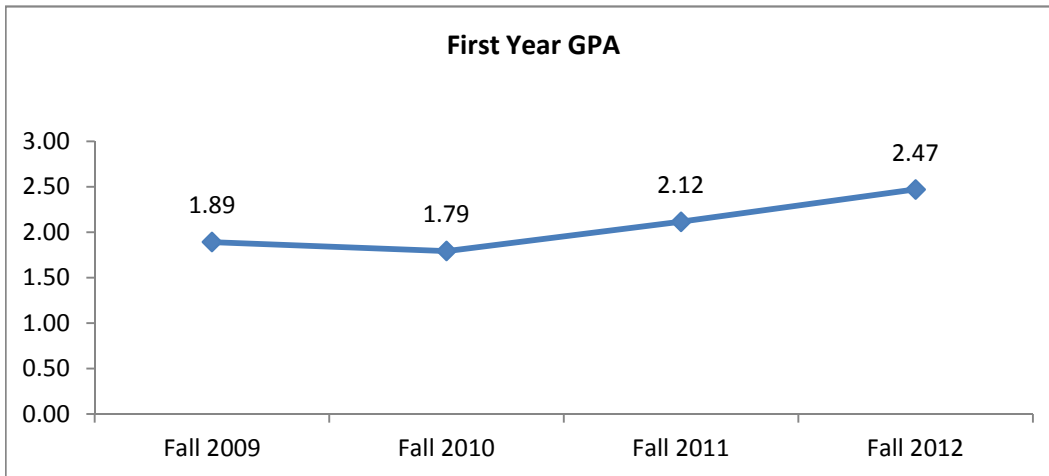
C.3. First-Year GPA (Attended at Least Two Semesters, Freshmen and Transfers)

Entering Fall:	Fall 2008	Fall 2009	Fall 2010	Fall 2011	Fall 2012
Average	1.71	1.89	1.79	2.12	2.47

25th Percentile	0.79	1.25	1.18	1.31	1.80
Median	1.74	1.84	1.82	2.22	2.72
75th Percentile	.	2.56	2.59	2.88	3.23

Maximum	2.60	3.71	3.90	3.58	4.00
Minimum	0.79	0.15	0.00	0.00	0.00

Student Count	3	45	36	39	32
----------------------	----------	-----------	-----------	-----------	-----------



C.4. Graduation GPA (Graduation Year and GPA Listed by Student)

Each row represents a student

Graduation Year	GPA
2012-2013	3.79
2012-2013	3.70
2012-2013	2.39
2012-2013	2.12

Total Graduates 4

D. Faculty and Staff

Faculty Members:

- 2 List of Faculty members

D.2. Chemistry Faculty

As of Fall 2013

Sorted by alphabetical order of last name within time status

Last Name	First Name	Department	Faculty Type	Time Status
Bruzewicz	Derek	Chemistry	Asst Professor	Full-time Faculty
Chauhan	Moni	Chemistry	Asst Professor	Full-time Faculty
Hemraj-Benny	Tirandai	Chemistry	Asst Professor	Full-time Faculty
Karimi	Sasan	Chemistry	Professor	Full-time Faculty
Kolack	Kevin	Chemistry	Lecturer	Full-time Faculty
Lall-Ramnarine	Sharon	Chemistry	Asst Professor	Full-time Faculty
Moreno	Marlon	Chemistry	Lecturer	Full-time Faculty
Rutenburg	Irina	Chemistry	Asst Professor	Full-time Faculty
Sarno	David	Chemistry	Asst Professor	Full-time Faculty
Shin	Jun	Chemistry	Asst Professor	Full-time Faculty
Sideris	Paul	Chemistry	Asst Professor	Full-time Faculty
Svoronos	Paris	Chemistry	Professor	Full-time Faculty
Wei	Sujun	Chemistry	Asst Professor	Full-time Faculty
Adeniran	Adejare	Chemistry	Adj Asst Professor	Part-time Faculty
Binyaminov	Olga	Chemistry	Adj Lecturer	Part-time Faculty
Capitiano	Dennis	Chemistry	Adj Asst Professor	Part-time Faculty
Chabra	Jennifer	Chemistry	Adj Lecturer	Part-time Faculty
Conklin	Dennis	Chemistry	Adj Asst Professor	Part-time Faculty
Edwards	Neil	Chemistry	Adj Lecturer	Part-time Faculty
Edwards	Rana	Chemistry	Adj Lecturer	Part-time Faculty
Fiorito	Diane	Chemistry	Adj Lecturer	Part-time Faculty
Hai	Qazi	Chemistry	Adj Asst Professor	Part-time Faculty
Haiby	William	Chemistry	Adj Asst Professor	Part-time Faculty
Lushtak	Yevgeniy	Chemistry	Adj Asst Professor	Part-time Faculty
Lyons	George	Chemistry	Adj Asst Professor	Part-time Faculty
Morris	Valery	Chemistry	Adj Asst Professor	Part-time Faculty
Ronquillo	Rosa	Chemistry	Adj Lecturer	Part-time Faculty
Schmermund	John	Chemistry	Adj Asst Professor	Part-time Faculty
Sleckman	John	Chemistry	Adj Lecturer	Part-time Faculty
Subramaniam	Gopal	Chemistry	Adj Asst Professor	Part-time Faculty
Svoronos	Soraya	Chemistry	Adj Asst Professor	Part-time Faculty
Vargas	Luis	Chemistry	Adj Asst Professor	Part-time Faculty
Widera	Justyna	Chemistry	Adj Asst Professor	Part-time Faculty
Wong	Thomas	Chemistry	Adj Lecturer	Part-time Faculty
Yun	Heedong	Chemistry	Adj Asst Professor	Part-time Faculty

D.3. Biological Sciences and Geology Faculty

As of Fall 2013

Sorted by alphabetical order of last name within time status

Last Name	First Name	Department Name	Faculty Type	Time Status
Altimari	Michael	Biological Science & Geology	Asst Professor	Full-time Faculty
Bronstein	Natalie	Biological Science & Geology	Asst Professor	Full-time Faculty
Carmona	Naydu	Biological Science & Geology	Asst Professor	Full-time Faculty
Danzi Engoron	Sara	Biological Science & Geology	Asst Professor	Full-time Faculty
Ellerton	Sharon	Biological Science & Geology	Asst Professor	Full-time Faculty
Frishman	Steven	Biological Science & Geology	Lecturer	Full-time Faculty
Gadura	Nidhi	Biological Science & Geology	Asst Professor	Full-time Faculty
Golebiewska	Urszula	Biological Science & Geology	Asst Professor	Full-time Faculty
Gorelick	Melvin	Biological Science & Geology	Professor	Full-time Faculty
Harris	Eugene	Biological Science & Geology	Professor	Full-time Faculty
Javdan	Mohammad	Biological Science & Geology	Asst Professor	Full-time Faculty
Jue	Chong	Biological Science & Geology	Asst Professor	Full-time Faculty
Kaur	Simran	Biological Science & Geology	Asst Professor	Full-time Faculty
Klarberg	David	Biological Science & Geology	Professor	Full-time Faculty
Mader	Bryn	Biological Science & Geology	Asst Professor	Full-time Faculty
McLaughlin	Susan	Biological Science & Geology	Asst Professor	Full-time Faculty
Meddles Torres	Cheryl	Biological Science & Geology	Asst Professor	Full-time Faculty
Nguyen	Van Anh	Biological Science & Geology	Asst Professor	Full-time Faculty
Novick	Peter	Biological Science & Geology	Asst Professor	Full-time Faculty
Petersen	Joan	Biological Science & Geology	Asst Professor	Full-time Faculty
Proteasa	Gheorghe	Biological Science & Geology	Asst Professor	Full-time Faculty
Rance	Hugh	Biological Science & Geology	Professor	Full-time Faculty
Roblodowski	Christopher	Biological Science & Geology	Asst Professor	Full-time Faculty
Scal	Roland	Biological Science & Geology	Asst Professor	Full-time Faculty
Schneider	Patricia	Biological Science & Geology	Professor	Full-time Faculty
Sherman	Scott	Biological Science & Geology	Lecturer	Full-time Faculty
Stark	Julian	Biological Science & Geology	Asst Professor	Full-time Faculty
Subramaniam	Raji	Biological Science & Geology	Professor	Full-time Faculty
Sullivan	Regina	Biological Science & Geology	Asst Professor	Full-time Faculty
Tawde	Mangala	Biological Science & Geology	Asst Professor	Full-time Faculty
Timbilla	James	Biological Science & Geology	Asst Professor	Full-time Faculty
Trujillo	Monica	Biological Science & Geology	Asst Professor	Full-time Faculty
Tsimounis	Areti	Biological Science & Geology	Asst Professor	Full-time Faculty
Alper	Harold	Biological Science & Geology	Adj Lecturer	Part-time Faculty
Alvarez	Regina	Biological Science & Geology	Adj Asst Professor	Part-time Faculty
Campbell	Peter	Biological Science & Geology	Adj Lecturer	Part-time Faculty
Chisolm	Sandra	Biological Science & Geology	Adj Lecturer	Part-time Faculty
Costa	Kevin	Biological Science & Geology	Adj Lecturer	Part-time Faculty
Costa	Philip	Biological Science & Geology	Adj Professor	Part-time Faculty
Cotty	Francis	Biological Science & Geology	Adj Asst Professor	Part-time Faculty
Fava	Patricia	Biological Science & Geology	Adj Lecturer	Part-time Faculty
Gaglione	Mary	Biological Science & Geology	Adj Lecturer	Part-time Faculty
Keegan	Kerry	Biological Science & Geology	Adj Lecturer	Part-time Faculty

D.3. Biological Sciences and Geology Faculty

As of Fall 2013

Sorted by alphabetical order of last name within time status

Last Name	First Name	Department Name	Faculty Type	Time Status
Klein	Elana	Biological Science & Geology	Adj Lecturer	Part-time Faculty
Kupfer	David	Biological Science & Geology	Adj Asst Professor	Part-time Faculty
Leff	Eugene	Biological Science & Geology	Adj Professor	Part-time Faculty
Maitra	Radhashree	Biological Science & Geology	Adj Lecturer	Part-time Faculty
Nowicki	Shawn	Biological Science & Geology	Adj Lecturer	Part-time Faculty
Ola	Grace	Biological Science & Geology	Adj Asst Professor	Part-time Faculty
Orlofsky	Amos	Biological Science & Geology	Adj Asst Professor	Part-time Faculty
Palamarczuk	Susana	Biological Science & Geology	Adj Lecturer	Part-time Faculty
Richburg	Judith	Biological Science & Geology	Adj Lecturer	Part-time Faculty
Roberts Semple	Dawn	Biological Science & Geology	Adj Lecturer	Part-time Faculty
Roggen	Morton	Biological Science & Geology	Adj Asst Professor	Part-time Faculty
Sorkin	Boris	Biological Science & Geology	Adj Asst Professor	Part-time Faculty
Williams	Marianne	Biological Science & Geology	Adj Lecturer	Part-time Faculty
Workman	Harvey	Biological Science & Geology	Adj Professor	Part-time Faculty

D.4. Mathematics and Computer Science Faculty

As of Fall 2013

Sorted by alphabetical order of last name within time status

Last Name	First Name	Department Name	Faculty Type	Time Status
Adner	Haya	Mathematics & Computer Science	Professor	Full-time Faculty
Aiello	Samantha	Mathematics & Computer Science	Lecturer	Full-time Faculty
Alizadeh	Changiz	Mathematics & Computer Science	Instructor	Full-time Faculty
Baheri	Baharollah	Mathematics & Computer Science	Lecturer	Full-time Faculty
Bertorelli	Joseph	Mathematics & Computer Science	Professor	Full-time Faculty
Boccio	Dona	Mathematics & Computer Science	Professor	Full-time Faculty
Boudlal	Saida	Mathematics & Computer Science	Lecturer	Full-time Faculty
Bulawa	Andrew	Mathematics & Computer Science	Asst Professor	Full-time Faculty
Carvajal	Beata	Mathematics & Computer Science	Lecturer	Full-time Faculty
Cheng	Steven	Mathematics & Computer Science	Lecturer	Full-time Faculty
Chiu	Kwai	Mathematics & Computer Science	Lecturer	Full-time Faculty
Cifone	Danielle	Mathematics & Computer Science	Lecturer	Full-time Faculty
Cornick	Jonathan	Mathematics & Computer Science	Asst Professor	Full-time Faculty
Cuadros	Dennis	Mathematics & Computer Science	Lecturer	Full-time Faculty
Dabkowska	Ewa	Mathematics & Computer Science	Lecturer	Full-time Faculty
Fabricant	Mona	Mathematics & Computer Science	Professor	Full-time Faculty
Franco	Maria	Mathematics & Computer Science	Assc Professor	Full-time Faculty
Garbin	Daniel	Mathematics & Computer Science	Asst Professor	Full-time Faculty
Gordon	John	Mathematics & Computer Science	Asst Professor	Full-time Faculty
Gurtas	Yusuf	Mathematics & Computer Science	Asst Professor	Full-time Faculty
Guy	Gary	Mathematics & Computer Science	Asst Professor	Full-time Faculty
Holt	Robert	Mathematics & Computer Science	Professor	Full-time Faculty
Jordan	Francis	Mathematics & Computer Science	Asst Professor	Full-time Faculty
Khomyak	Nataliya	Mathematics & Computer Science	Lecturer	Full-time Faculty
Kim	Kwang Hyun	Mathematics & Computer Science	Asst Professor	Full-time Faculty
King	Carolyn	Mathematics & Computer Science	Asst Professor	Full-time Faculty
Lee	Ki Hwa	Mathematics & Computer Science	Lecturer	Full-time Faculty
Lee	Whan	Mathematics & Computer Science	Asst Professor	Full-time Faculty
Li	Li Xu	Mathematics & Computer Science	Lecturer	Full-time Faculty
Makalanda	Lucian	Mathematics & Computer Science	Instructor	Full-time Faculty
Maslanko	Debra	Mathematics & Computer Science	Lecturer	Full-time Faculty
Mayeli	Azita	Mathematics & Computer Science	Asst Professor	Full-time Faculty
Micieli	Richard	Mathematics & Computer Science	Lecturer	Full-time Faculty
Moh	Nam Jong	Mathematics & Computer Science	Assc Professor	Full-time Faculty
Mohamed	Bibi	Mathematics & Computer Science	Lecturer	Full-time Faculty
Olivo	Jose	Mathematics & Computer Science	Lecturer	Full-time Faculty
Panicker	Prince	Mathematics & Computer Science	Lecturer	Full-time Faculty
Peskin	Sandra	Mathematics & Computer Science	Lecturer	Full-time Faculty
Puri	Karan	Mathematics & Computer Science	Asst Professor	Full-time Faculty
Ren	Tian	Mathematics & Computer Science	Assc Professor	Full-time Faculty
Rusinek	Roza	Mathematics & Computer Science	Professor	Full-time Faculty
Russell	Andrew	Mathematics & Computer Science	Lecturer	Full-time Faculty
Schmidt	Kenneth	Mathematics & Computer Science	Lecturer	Full-time Faculty
Sikder	Labanya	Mathematics & Computer Science	Lecturer	Full-time Faculty
Singhroy	Venessa	Mathematics & Computer Science	Lecturer	Full-time Faculty
Sosnovski	Bianca	Mathematics & Computer Science	Instructor	Full-time Faculty
Sporn	Howard	Mathematics & Computer Science	Asst Professor	Full-time Faculty
Stroumbakis	Kostas	Mathematics & Computer Science	Asst Professor	Full-time Faculty
Svitak	Sylvia	Mathematics & Computer Science	Professor	Full-time Faculty
Tam	Evelyn	Mathematics & Computer Science	Lecturer	Full-time Faculty
Wajngurt	Clara	Mathematics & Computer Science	Professor	Full-time Faculty

D.4. Mathematics and Computer Science Faculty

As of Fall 2013

Sorted by alphabetical order of last name within time status

Last Name	First Name	Department Name	Faculty Type	Time Status
Wallach	Patrick	Mathematics & Computer Science	Assc Professor	Full-time Faculty
Yan	Xi Yong	Mathematics & Computer Science	Lecturer	Full-time Faculty
Yao	Haishen	Mathematics & Computer Science	Assc Professor	Full-time Faculty
Yeung	Man Lung	Mathematics & Computer Science	Lecturer	Full-time Faculty
Yun	Kyung Keun	Mathematics & Computer Science	Lecturer	Full-time Faculty
Zahavy	Reuvain	Mathematics & Computer Science	Lecturer	Full-time Faculty
Abramowitz	Susan	Mathematics & Computer Science	Adj Lecturer	Part-time Faculty
Ahmad	Asmaa	Mathematics & Computer Science	Adj Lecturer	Part-time Faculty
Alam	Shamsul	Mathematics & Computer Science	Adj Lecturer	Part-time Faculty
Amarasuriya	Gayathrie	Mathematics & Computer Science	Adj Lecturer	Part-time Faculty
Angerame	Anthony	Mathematics & Computer Science	Adj Lecturer	Part-time Faculty
Aqil	Moulay Driss	Mathematics & Computer Science	Adj Lecturer	Part-time Faculty
Auman	Richard	Mathematics & Computer Science	Adj Lecturer	Part-time Faculty
Bernstein	Melvin	Mathematics & Computer Science	Adj Lecturer	Part-time Faculty
Blake	Lawrence	Mathematics & Computer Science	Adj Lecturer	Part-time Faculty
Brozinsky	Michael	Mathematics & Computer Science	Adj Asst Professor	Part-time Faculty
Cano	Marylin	Mathematics & Computer Science	Adj Lecturer	Part-time Faculty
Cantos	Eddie	Mathematics & Computer Science	Adj Lecturer	Part-time Faculty
Carl	Minette	Mathematics & Computer Science	Adj Lecturer	Part-time Faculty
Carpenay	Mark	Mathematics & Computer Science	Adj Lecturer	Part-time Faculty
Chan	Diana	Mathematics & Computer Science	Adj Lecturer	Part-time Faculty
Chen	Qian	Mathematics & Computer Science	Adj Lecturer	Part-time Faculty
Chung	Tuey	Mathematics & Computer Science	Adj Lecturer	Part-time Faculty
Cobb	Philip	Mathematics & Computer Science	Adj Asst Professor	Part-time Faculty
Collier	Diana	Mathematics & Computer Science	Adj Lecturer	Part-time Faculty
Connolly	Neil	Mathematics & Computer Science	Adj Lecturer	Part-time Faculty
Cook	Donald	Mathematics & Computer Science	Adj Lecturer	Part-time Faculty
Curiale	Carlo	Mathematics & Computer Science	Adj Lecturer	Part-time Faculty
Daley	Trevor	Mathematics & Computer Science	Adj Lecturer	Part-time Faculty
De George	Robert	Mathematics & Computer Science	Adj Lecturer	Part-time Faculty
Debnath	Shima	Mathematics & Computer Science	Adj Lecturer	Part-time Faculty
Deluca	James	Mathematics & Computer Science	Adj Lecturer	Part-time Faculty
Demiralp	Fadime	Mathematics & Computer Science	Adj Lecturer	Part-time Faculty
Desai	Tarlika	Mathematics & Computer Science	Adj Lecturer	Part-time Faculty
Dorcely	Reginald	Mathematics & Computer Science	Adj Lecturer	Part-time Faculty
Durney	Raymond	Mathematics & Computer Science	Adj Lecturer	Part-time Faculty
Elescano	Cesar	Mathematics & Computer Science	Adj Lecturer	Part-time Faculty
Elias	Michael	Mathematics & Computer Science	Adj Lecturer	Part-time Faculty
Feldman	Scott	Mathematics & Computer Science	Adj Lecturer	Part-time Faculty
Fischbach	Steven	Mathematics & Computer Science	Adj Lecturer	Part-time Faculty
Goldberg	Joan	Mathematics & Computer Science	Adj Lecturer	Part-time Faculty
Goldsman	Robert	Mathematics & Computer Science	Adj Lecturer	Part-time Faculty
Gray	Barbara	Mathematics & Computer Science	Adj Lecturer	Part-time Faculty
Hakimian	Gabrielle	Mathematics & Computer Science	Adj Lecturer	Part-time Faculty
Haque	Shamsul	Mathematics & Computer Science	Adj Asst Professor	Part-time Faculty
Hsiao	Joy	Mathematics & Computer Science	Adj Lecturer	Part-time Faculty
Israel	Amy	Mathematics & Computer Science	Adj Lecturer	Part-time Faculty
Javadi	Mohammad	Mathematics & Computer Science	Adj Lecturer	Part-time Faculty
Jean	Karl	Mathematics & Computer Science	Adj Lecturer	Part-time Faculty
Jomadder	Khalil	Mathematics & Computer Science	Adj Lecturer	Part-time Faculty
Kaminsky	Howard	Mathematics & Computer Science	Adj Lecturer	Part-time Faculty
Kinches	Allan	Mathematics & Computer Science	Adj Lecturer	Part-time Faculty
Koldras	Peter	Mathematics & Computer Science	Adj Lecturer	Part-time Faculty

D.4. Mathematics and Computer Science Faculty

As of Fall 2013

Sorted by alphabetical order of last name within time status

Last Name	First Name	Department Name	Faculty Type	Time Status
Kornblum	Harold	Mathematics & Computer Science	Adj Lecturer	Part-time Faculty
Landau	Linda	Mathematics & Computer Science	Adj Lecturer	Part-time Faculty
Macklin	Michael	Mathematics & Computer Science	Adj Lecturer	Part-time Faculty
Marcus	Joel	Mathematics & Computer Science	Adj Lecturer	Part-time Faculty
Mataquel	Ronie	Mathematics & Computer Science	Adj Lecturer	Part-time Faculty
Mathurin	Fritz-Gerald	Mathematics & Computer Science	Adj Lecturer	Part-time Faculty
Mesidor	Eddy	Mathematics & Computer Science	Adj Lecturer	Part-time Faculty
Mougis	Nicholas	Mathematics & Computer Science	Adj Lecturer	Part-time Faculty
Murray	Anthony	Mathematics & Computer Science	Adj Lecturer	Part-time Faculty
Oparah	Uchenna	Mathematics & Computer Science	Adj Lecturer	Part-time Faculty
Ouziel	David	Mathematics & Computer Science	Adj Lecturer	Part-time Faculty
Ozkan	Erdem	Mathematics & Computer Science	Adj Lecturer	Part-time Faculty
Pantaleo	Kristina	Mathematics & Computer Science	Adj Lecturer	Part-time Faculty
Pierre	Kendra	Mathematics & Computer Science	Adj Lecturer	Part-time Faculty
Pournazari	Mahmood	Mathematics & Computer Science	Adj Lecturer	Part-time Faculty
Qureshi	Imran	Mathematics & Computer Science	Adj Lecturer	Part-time Faculty
Rich	Elaine	Mathematics & Computer Science	Adj Lecturer	Part-time Faculty
Rohan	Susan	Mathematics & Computer Science	Adj Lecturer	Part-time Faculty
Samedy	Malaury	Mathematics & Computer Science	Adj Lecturer	Part-time Faculty
Scotti	Vincent	Mathematics & Computer Science	Adj Lecturer	Part-time Faculty
Scuderi	Isabella	Mathematics & Computer Science	Adj Lecturer	Part-time Faculty
Sideris	Jimmy	Mathematics & Computer Science	Adj Lecturer	Part-time Faculty
Sigman	Holly	Mathematics & Computer Science	Adj Lecturer	Part-time Faculty
Silverman	Linda	Mathematics & Computer Science	Adj Lecturer	Part-time Faculty
Sivagnanam	Arulappah	Mathematics & Computer Science	Adj Lecturer	Part-time Faculty
Sokolovsky	Leonid	Mathematics & Computer Science	Adj Lecturer	Part-time Faculty
Solnik	Judith	Mathematics & Computer Science	Adj Lecturer	Part-time Faculty
Stanionis	Victor	Mathematics & Computer Science	Adj Professor	Part-time Faculty
Suarez Arbelaez	Bernardo	Mathematics & Computer Science	Adj Lecturer	Part-time Faculty
Temple	Debora A	Mathematics & Computer Science	Adj Lecturer	Part-time Faculty
Thompson	William	Mathematics & Computer Science	Adj Lecturer	Part-time Faculty
Tousi-Hakimian	Afsaneh	Mathematics & Computer Science	Adj Lecturer	Part-time Faculty
Tymus	Peter	Mathematics & Computer Science	Adj Lecturer	Part-time Faculty
Vallone	Joseph	Mathematics & Computer Science	Adj Asst Professor	Part-time Faculty
Waxman	Geffrey	Mathematics & Computer Science	Adj Lecturer	Part-time Faculty
Weiner	Rochelle	Mathematics & Computer Science	Adj Lecturer	Part-time Faculty
Weiss	Robert	Mathematics & Computer Science	Adj Lecturer	Part-time Faculty
Wolf	Gilda	Mathematics & Computer Science	Adj Lecturer	Part-time Faculty
Xu	Chia-yi	Mathematics & Computer Science	Adj Lecturer	Part-time Faculty
Yeung	Man	Mathematics & Computer Science	Adj Lecturer	Part-time Faculty
Yung	Lok Hang	Mathematics & Computer Science	Adj Lecturer	Part-time Faculty

D.5. Physics Faculty

As of Fall 2013

Sorted by alphabetical order of last name within time status

Last Name	First Name	Department	Faculty Type	Time Status
Armendariz	Raul	Physics	Asst Professor	Full-time Faculty
Cheung	Tak	Physics	Professor	Full-time Faculty
Damas	Marie	Physics	Asst Professor	Full-time Faculty
Dehipawala	Sunil	Physics	Asst Professor	Full-time Faculty
Guo	Wenli	Physics	Asst Professor	Full-time Faculty
Holden	Todd	Physics	Asst Professor	Full-time Faculty
Kokkinos	Dimitrios	Physics	Asst Professor	Full-time Faculty
Lieberman	David	Physics	Professor	Full-time Faculty
Marchese	Paul	Physics	Professor	Full-time Faculty
Moche	Dinah	Physics	Professor	Full-time Faculty
Neuman	Charles	Physics	Asst Professor	Full-time Faculty
Shekoyan	Vazgen	Physics	Asst Professor	Full-time Faculty
Sylvester	Winfield	Physics	Asst Professor	Full-time Faculty
Tremberger Jr.	George	Physics	Lecturer	Full-time Faculty
Chainani	Shailendra	Physics	Adj Asst Professor	Part-time Faculty
Eckstein	Peter	Physics	Adj Lecturer	Part-time Faculty
Fakatselis	James	Physics	Adj Lecturer	Part-time Faculty
Hampton	Eva	Physics	Adj Lecturer	Part-time Faculty
Hurtado	Ralph	Physics	Adj Lecturer	Part-time Faculty
Jadlicky	Ihor	Physics	Adj Lecturer	Part-time Faculty
Kaiteris	Peter	Physics	Adj Lecturer	Part-time Faculty
Look	Edward	Physics	Adj Asst Professor	Part-time Faculty
Nicosia	Donald	Physics	Adj Lecturer	Part-time Faculty
Oshen	Melvyn	Physics	Adj Lecturer	Part-time Faculty
Ricci	Frank	Physics	Adj Lecturer	Part-time Faculty
Scharf	Steven	Physics	Adj Lecturer	Part-time Faculty
Stalerman	Corey	Physics	Adj Lecturer	Part-time Faculty
Tufano	Irene	Physics	Adj Lecturer	Part-time Faculty